



CHAUVET
PROFESSIONAL

2019



ILUMINARC



Pages 6 - 127

CHAUVET Professional develops quality lighting fixtures for the production, live event and touring markets as well as for permanent installation in theatres, broadcast studios, houses of worship, clubs, and hospitality venues. Thank you for considering CHAUVET Professional for your current and future projects. www.chauvetprofessional.com

ILUMINARC

Pages 129 - 149

Iluminarc delivers sensible lighting solutions to architectural lighting designers, specifiers, contractors and installers in the process of shaping remarkable visual elements and surroundings. www.iluminarc.com



MOVING HEADS

MAVERICK STORM 1 WASH.....	8
MAVERICK MK2 PROFILE.....	10
MAVERICK MK2 SPOT.....	11
MAVERICK MK1 SPOT.....	12
MAVERICK MK3 WASH.....	13
MAVERICK MK2 WASH.....	14
MAVERICK MK1 HYBRID.....	15
MAVERICK MK PYXIS.....	16
ROGUE R3 SPOT.....	20
ROGUE R2X SPOT.....	21
ROGUE R1X SPOT.....	22
ROGUE R3 WASH.....	23
ROGUE R2 WASH.....	24
ROGUE R1 WASH.....	26
ROGUE R2X BEAM.....	27
ROGUE RH1X HYBRID.....	28
ROGUE R1 FX-B.....	29

LED DISPLAYS

F3.....	31
F4IP.....	32
VIP DRIVE 43NOVA.....	33
ARKAOS MEDIAMASTER EXPRESS.....	34
NEXUS 4X4.....	37
ÉPIX DRIVE 2000 IP.....	38
ÉPIX STRIP IP.....	39
ÉPIX STRIP IP 50.....	39
ÉPIX DRIVE 900.....	40
ÉPIX BAR TOUR.....	40
ÉPIX STRIP TOUR.....	41
ÉPIX STRIP TOUR 50.....	41
ÉPIX FLEX DRIVE.....	42
ÉPIX FLEX BOOST.....	42
ÉPIX FLEX 20.....	43

STROBES AND BLINDERS

STRIKE 1.....	46
STRIKE P38.....	47
STRIKE 4.....	48
STRIKE SABER.....	49

THEATRICAL / STUDIO

OVATION B-2805FC.....	52
OVATION B-1965FC.....	53
OVATION B-565FC.....	54
OVATION C-805FC.....	55
OVATION E-910FC.....	56
OVATION E-910FC IP.....	57

THEATRICAL / STUDIO (CONT)

OVATION E-930VW.....	58
OVATION E-260WW.....	60
OVATION E-260WW IP.....	61
OVATION ED-200WW.....	62
OVATION E-160WW.....	63
OVATION MIN-E-10WW.....	64
OVATION E-260CW.....	65
OVATION MIN-E-10CW.....	66
OVATION ELLIPSOIDAL LENS TUBES.....	67
OVATION F-915FC.....	68
OVATION F-415FC.....	69
OVATION F-55FC.....	70
OVATION F-915VW.....	71
OVATION F-415VW.....	72
OVATION F-265WW.....	73
OVATION FD-205WW.....	74
OVATION F-145WW.....	75
OVATION FD-105WW.....	76
OVATION F-55WW.....	77
OVATION FTD-55WW.....	78
OVATION SP-300CW.....	79
OVATION H-605FC.....	80
OVATION H-265WW.....	81
OVATION P-56FC.....	82
OVATION P-56VW.....	83
OVATION P-56WW.....	84
OVATION P-56UV.....	85

STATIC WASH LIGHTS

COLORADO 3 SOLO.....	88
COLORADO 2 SOLO.....	89
COLORADO 1 SOLO.....	90
COLORADO M SOLO.....	91
COLORADO 2-QUAD ZOOM.....	92
COLORADO 1-QUAD ZOOM.....	93
COLORADO 1-QUAD.....	94
COLORADO 1-QUAD ZOOM VW.....	95
COLORADO SOLO BATTEN.....	96
COLORADO BATTEN 72X.....	98
COLORADO PANEL Q40.....	99
COLORDASH PAR H12IP.....	101
COLORDASH PAR H7IP.....	102
COLORDASH PAR-QUAD 18.....	103
COLORDASH PAR-QUAD 7.....	104
COLORDASH ACCENT QUAD.....	105
COLORDASH BATTEN-QUAD 12.....	106
COLORDASH BATTEN-QUAD 6.....	107

BATTERY POWERED WIRELESS WASHLIGHTS

WELL PAD.....	109
WELL FIT.....	110
WELL COM.....	111

ATMOSPHERICS

CLOUD 9.....	113
AMHAZE WHISPER.....	114
AMHAZE STADIUM.....	115
VESUVIO II.....	116

NETWORKING & DISTRIBUTION

NET-X II.....	119
NET-SWITCH NETWORK SWITCH.....	119
RDMX SPLITTER 8.....	120
SYNAPSE 4.....	120
RDM2GO.....	121
POWERSTREAM 4.....	121
W-DMX MICRO T-1 TRX G5.....	121

ACCESSORIES

OVATION GR-1.....	123
OVATION GR-1 ADAPTER.....	123
ELLIPSOIDAL ACCESSORIES.....	123
BARN DOORS.....	123
ROAD CASES.....	124
RIGGING HARDWARE.....	124
COLOR BLENDING FILTERS.....	125
EXTENSION CABLES.....	125

CONTENTS

MAVERICK

Maverick sets your imagination free with the latest technological advances in optics, light sources and control options. Maverick, tour ready moving fixtures shatter budget ceilings with the most powerful creative artillery including seamless color mixing, massively bright output and crisp edge-to-edge gobos.



MAVERICK STORM 1 WASH

NEW



Maverick Storm 1 Wash is a powerful, IP65-rated RGBW Osram LED moving head, and the first of its kind to join the award-winning Maverick series! The outdoor-ready unit features a compact and rugged die-cast aluminum housing built with 316 stainless steel screws to withstand even the harshest elements. With an output of 6,000 lumens, its customized optics are well suited for audience and aerial washing, even at larger venues. Pixel-mapping effects and a massive zoom range further add to the unit's versatility; and a virtual gobo wheel with background colors creates an array of immersive atmospheric effects. The RDM-enabled unit features 16-bit dimming and can be controlled via DMX, W-DMX, sACN, and Art-Net.



IP65 RATED

OUTPUT

Source	19 LEDs (quad-color RGBW) 20 W, (1.3 A), 50,000 hours life expectancy
Color Temperature	2800 to 10000 K
Beam Angle	7° to 27°
Field Angle	11° to 42°
Zoom Angle	11° to 42°
Lumens Source	8,800
Lumens Output	6,000
Illuminance	(7°): 11,032 lux @ 5 m, (42°): 832 lux @ 5 m

DYNAMIC EFFECTS

Color Correction	CTO Macro
Dimmer	Electronic
Strobe Rate	0 to 27 Hz
Shutter / Strobe	Electronic
Zoom	Motorized
Move-in-Black	Yes
Pan / Tilt Range	180°, 360°, 540° pan / 90°, 180°, 270° tilt

CONTROL

Control Protocol	Art-Net, sACN, Kling-Net, RDM, DMX, W-DMX
Control Channels	Single Mode: 20, 96, 178 or 216, Dual Mode - Function: 8, 20, 26, Dual Mode - Pixel: 57, 76, 152
Pulse Width Modulation Control	Selectable 600 Hz, 1200 Hz, 2000 Hz, 4000 Hz, 6000 Hz, 15000 Hz
Menu Presets with Preset Sync	Yes
Automatic Pan & Tilt Correction	Yes
Dim Curves	4
Dim Modes	2
RDM	Yes
Selectable PWM	Yes

ELECTRICAL

Voltage Range	100 to 240 VAC, 50/60 Hz (auto-ranging)
Power Consumption 120 V, 60 Hz	443 W, 3.75 A
Power Consumption 230 V, 50 Hz	430 W, 1.91 A
Power Linking	3 units @ 120 V; 6 units @ 208 V; 7 units @ 230 V

PHYSICAL

Dimensions	12.5 x 16.3 x 18.77 in (319 x 414 x 477 mm)
Weight	59 lb (27 kg)
Power Connection	Edison plug to Seetronic® Powerkon IP65
Control Connection	5-pin IP rated XLR, Neutrik IP rated RJ45 Connectors in/out

LISTINGS

Certification(s)	CE
Environment	IP65, Temporary outdoor usage

OPTIONAL ACCESSORIES

Power Cables	IP Rated Seetronic® Powerkon Extensions
Data Cables	DMX cables
Fixture Hardware	Safety Cable SC-07
Professional Clamps	CTC-50HC, CTC-50HCN (See page 124)
Control Options	Net-X II, Net Switch, W-DMX Micro T-1 TRX G5

RGBW Color Mixing



MAVERICK STORM 1WASH

TAKE THEM BY STORM



MAVERICK MK2 PROFILE



Maverick MK2 Profile delivers ultimate artistic precision via its advanced 4-blade dual position rotating framing system, a stunningly bright 440 W LED engine, two 6-position rotating slot and lock gobo wheels, CMY + CTO color mixing, a 7-position + white color wheel, variable frost, 3-facet prism, and a 13° to 37° zoom range. Take control with DMX, sACN, Art-Net, or W-DMX, and test with RDM.

Protect your fixture during transport with the available **CP2CASEMK** flight case.



OUTPUT	
Source	1 LEDs (CW) 440 W, (6.5), 50,000 hours
CRI	>90
Color Temperature	5883 K
Beam Angle	12° to 35°
Field Angle	13° to 37°
Zoom Angle	13° to 37°
Lumens Source	20,000
Lumens Output	9,300
Illuminance	(13°): 14,981 lux @ 5 m, (36°): 2,098 lux @ 5 m
DYNAMIC EFFECTS	
Color Mixing	CMY flags plus CTO flag
Color Wheel	7 + white, split colors, continuous scroll at variable speeds
Color Correction	Variable CTO
Rotating Gobos	2 wheels, 6 glass + open rotating, interchangeable, indexing, slot-n-lock, continuous scroll at variable speeds on each
Prism	3 Facets, motorized, rotating
Frost	Motorized
Dimmer	Electronic
Shutter / Strobe	Electronic
Iris	Motorized
Zoom	Motorized
Move-in-Black	Yes
Pan / Tilt Range	540°, 360°, 180° pan/270°, 180°, 90° tilt
Motorized Framing	Yes, with 90° total rotation
CONTROL	
Control Protocol	Art-Net, sACN, DMX, W-DMX, RDM
Control Channels	33 or 50
Pulse Width Modulation Control	Selectable
Menu Presets with Preset Sync	Yes
Dim Curves	4
Dim Modes	2
RDM	Yes
Selectable PWM	Yes
ELECTRICAL	
Voltage Range	100 to 240 VAC, 50/60 Hz (auto-ranging)
Power Consumption 120 V, 60 Hz	750 W, 6.32 A
Power Consumption 230 V, 50 Hz	734 W, 3.10 A
PHYSICAL	
Dimensions	15.50 x 10.9 x 26.7 in (394 x 279 x 679 mm)
Weight	69.8 lb (31.7 kg)
Power Connection	Edison plug to Seetronic® Powerkon IP65
Control Connection	3 and 5 pin XLR, XLRnet in/out
LISTINGS	
Certification(s)	CE, MET
Environment	IP20, dry location
OPTIONAL ACCESSORIES	
Power Cables	IP Rated Seetronic® Powerkon extension cables (See page 125)
Data Cables	3- and 5-pin XLR DMX cables, Ethercon extension cables
Fixture Hardware	SC-07 (Safety Cable)
Professional Clamps	CTC-50HC, CTC-50HCN, CTC-50G (See page 124)
Control Options	Net-X II, Net Switch, W-DMX Micro T-1 TRX G5
Flight Case	CP2CASEMK (See page 124)

CMY + Variable CTO Color Mixing Color Wheel: 7 Colors Prism: 3 facets

6 Rotating Gobos (Wheel 1) 6 Rotating Gobos (Wheel 2)

MAVERICK MK2 SPOT



Maverick MK2 Spot is a stunningly bright moving yoke spot featuring a 440 W LED engine, precision engineered optics, CMY + CTO color mixing, two 6-position rotating slot and lock gobo wheels, a 7-position + white color wheel, variable frost, 3-facet prism and 13° - 37° zoom range. Control it as you see fit with DMX, sACN, Art-Net, or W-DMX.



Protect your fixture during transport with the available **CP2CASEMK** flight case.



OUTPUT	
Source	1 LED (CW) 440 W, (5.6 A), 50,000 hours
CRI	73
Color Temperature	6808 K
Beam Angle	12° to 35°
Field Angle	13° to 37°
Zoom Angle	13° to 37°
Lumens Source	28,000
Lumens Output	15,000
Illuminance	(13°): 18,079 lux @ 5 m, (37°): 2,518 lux @ 5 m
DYNAMIC EFFECTS	
Color Mixing	CMY flags, CTO flag
Color Wheel	7 + white, split colors, continuous scroll at variable speeds
Color Correction	Variable CTO
Rotating Gobos	2 wheels, 6 glass + open rotating, interchangeable, indexing, slot-n-lock, continuous scroll at variable speeds on each
Strobe Rate	0 to 20 Hz
Prism	3 facets, motorized, rotating
Frost	Motorized
Dimmer	Electronic
Shutter / Strobe	Electronic
Iris	Motorized
Zoom	Motorized
Move-in-Black	Yes
Pan / Tilt Range	540°, 360°, 180° pan/270°, 180°, 90° tilt
CONTROL	
Control Protocol	Art-Net, sACN, DMX, W-DMX, RDM
Control Channels	24 or 32
Pulse Width Modulation Control	Selectable
Menu Presets with Preset Sync	Yes
Dim Curves	4
Dim Modes	2
RDM	Yes
Selectable PWM	yes
ELECTRICAL	
Voltage Range	100 to 240 VAC, 50/60 Hz (auto-ranging)
Power Consumption 120 V, 60 Hz	740 W, 6.01 A
Power Consumption 230 V, 50 Hz	700 W, 3.33 A
PHYSICAL	
Dimensions	15.1 x 9.8 x 26.4 in (385 x 250 x 671 mm)
Weight	62.8 lb (28.5 kg)
Power Connection	Edison plug to Seetronic® Powerkon IP65
Control Connection	3 and 5 pin XLR, XLRnet in/out
LISTINGS	
Certification(s)	CE, MET
Environment	IP20, dry location 3 and 5 pin XLR, XLRnet in/out , Amphenol XLR Net RJ45 Connectors in/out
OPTIONAL ACCESSORIES	
Power Cables	IP Rated Seetronic® Powerkon extension cables (See page 125)
Data Cables	3- and 5-pin XLR DMX cables, Ethercon extension cables
Fixture Hardware	SC-07 (Safety Cable)
Professional Clamps	CTC-50HC, CTC-50HCN, CTC-50G (See page 124)
Control Options	Net X II, Net Switch, W-DMX Micro T-1 TRX G5
Flight Case	CP2CASEMK (See page 124)

CMY + Variable CTO Color Mixing Color Wheel: 7 Colors Prism: 3 facets


6 Rotating Gobos (Wheel 1) 6 Rotating Gobos (Wheel 2)

MAVERICK MK1 SPOT



Maverick MK1 Spot is ready for action with an extremely flat field, CMY color mixing, a 5:1 zoom and multiple control options. Powered by a 350 W LED engine, it features one static and one rotating gobo wheel, a 7 position + white color wheel, variable frost and 3-facet prism. It can be controlled with DMX, sACN, Art-Net, or W-DMX.

Protect your fixture during transport with the available **CP2CASEMK** flight case.



OUTPUT	
Source	1 LED (CW) 350 W, (9.6 A), 50,000 hours
CRI	72
Color Temperature	7,000 K
Beam Angle	7° to 29°
Field Angle	7° to 33°
Zoom Angle	7° to 33°
Lumens Source	21,000
Lumens Output	9,400
Illuminance	(7°): 34,282 lux @ 5 m, (33°): 2,097 lux @ 5 m
DYNAMIC EFFECTS	
Color Mixing	CMY flags
Color Wheel	7 + white, split colors, continuous scroll at variable speeds
Color Correction	CTO
Rotating Gobos	7 glass + open, rotating, interchangeable, indexing, slot-n-lock, continuous scroll at variable speeds on each
Static Gobos	7 metal + aperture + open, continuous scroll at variable speeds
Strobe Rate	0 to 20 Hz
Prism	3 facets, motorized, rotating
Frost	Motorized
Dimmer	Electronic
Shutter / Strobe	Electronic
Iris	Motorized
Zoom	Motorized
Move-In-Black	Yes
Pan / Tilt Range	540°, 360°, 180° pan/270°, 180°, 90° tilt
CONTROL	
Control Protocol	Art-Net, sACN, DMX, W-DMX, RDM
Control Channels	DMX: 22 or 29
Pulse Width Modulation Control	Selectable
Menu Presets with Preset Sync	Yes
Dim Curves	4
Dim Modes	2
RDM	Yes
Selectable PWM	yes
ELECTRICAL	
Voltage Range	100 to 240 VAC, 50/60 Hz (auto-ranging)
Power Consumption 120 V, 60 Hz	592 W, 5.07 A
Power Consumption 230 V, 50 Hz	536 W, 2.47 A
PHYSICAL	
Dimensions	15.5 x 9.8 x 25 in (394 x 250 x 636 mm)
Weight	60 lb (27.2 kg)
Power Connection	Edison plug to Seetronic® Powerkon IP65
Control Connection	3 and 5 pin XLR, XLRnet in/out
LISTINGS	
Certification(s)	CE, MET
Environment	IP20, dry location
OPTIONAL ACCESSORIES	
Power Cables	IP Rated Seetronic® Powerkon extension cables (See page 125)
Data Cables	3- and 5-pin XLR DMX cables, Ethercon extension cables
Fixture Hardware	SC-07 (Safety Cable)
Professional Clamps	CTC-50HC, CTC-50HCN, CTC-50G (See page 124)
Control Options	Net X II, Net Switch, W-DMX Micro T-1 TRX G5
Flight Case	CP2CASEMK (See page 124)

Prism: 3 facets



CMY Color Mixing



7 Rotating Gobos (Wheel 1)



Color Wheel: 7 Colors



7 Static Gobos + Aperture (Wheel 2)




MAVERICK MK3 WASH



Maverick MK3 Wash raises the bar on output, color consistency, and pixel effects. Powered by 27 (40 W) Osram RGBW LEDs, it has the muscle to handle any application, including long throw situations with ease. Pixel mapping effects, built in color macros and gobos, along with a CTO color mixing option make this powerhouse fixture the complete wash package. Control options include DMX, sACN, Art-Net, Kling-Net or W-DMX.



Protect your fixture during transport with the available **CP2CASEMK3W** flight case.



iHeartCountry Festival | LD: Tom Kenny



Lynyrd Skynyrd | Photo: Todd Kaplan



Photo: Twin Spire Photography

OUTPUT	
Source	27 LEDs (quad-color RGBW) 40 W, (2.6 A), 50,000 hours
Color Temperature	2,800 to 10,000 K
Beam Angle	5° to 29°
Field Angle	7° to 45°
Zoom Angle	7° to 45°
Lumens Source	18,000
Lumens Output	13,300
Illuminance	(7°): 89,200 lux @ 5 m, (45°) 2,814 lux @ 5 m
DYNAMIC EFFECTS	
Color Mixing	RGBW
Color Correction	CTO macro
Zoom	Motorized
Strobe Rate	0 to 20 Hz
Move-In-Black	Yes
Pan / Tilt Range	540°, 360°, 180° pan/270°, 180°, 90° tilt
Virtual Gobo Wheel	Yes
Pattern Macros	Yes
Independent Foreground/Background Color Control	Yes
CONTROL	
Pulse Width Modulation Control	Selectable
Menu Presets with Preset Sync	Yes
Control Protocol	Art-Net, Kling-Net, DMX, W-DMX, RDM
Control Channels	Single Mode: 20, 128,242 or 296, Dual Mode – Function: 9, 21,27 Dual Mode – Pixel: 21,108,216
Color Temperature Presets	Yes
Built-in Automated Programs	Yes
Dim Curves	4
Dim Modes	2
RDM	Yes
Selectable PWM	Yes
ELECTRICAL	
Voltage Range	100 to 240 VAC, 50/60 Hz (auto-ranging)
Power Consumption 120 V, 60 Hz	1,120 W, 9.51 A
Power Consumption 230 V, 50 Hz	1,100 W, 4.84 A
PHYSICAL	
Dimensions	18.7 x 11.49 x 22.93 in (459 x 292 x 583 mm)
Weight	68.2 lb (31 kg)
Power Connection	Edison plug to Seetronic® Powerkon IP65
Control Connection	3 and 5 pin XLR, XLRnet in/out
LISTINGS	
Certification(s)	CE, MET
Environment	IP20, dry location
OPTIONAL ACCESSORIES	
Power Cables	IP Rated Seetronic® Powerkon extension cables (See page 125)
Data Cables	3- and 5-pin XLR DMX cables, Ethercon extension cables
Fixture Hardware	SC-07 (Safety Cable)
Professional Clamps	CTC-50HC, CTC-50HCN, CTC-50G (See page 124)
Control Options	Net X II, Net Switch, W-DMX Micro T-1 TRX G5
Flight Case	CP2CASEMK3W (See page 124)

RGBW Color Mixing




MAVERICK MK2 WASH



Maverick MK2 Wash rewrites the rules on wash fixtures with its flawlessly even output, custom designed optics, full pixel mapping, virtual gobo wheel with background colors, pre-programmed colors and 7° - 49° zoom range. Powered by 12 (40 W) Osram RGBW LEDs, it can handle any application, even aerial washing, with ease. Take control with DMX, sACN, Art-Net, Kling-Net or W-DMX.

Protect your fixture during transport with the available **CP4CASEMK2W** flight case.



98°



OUTPUT	
Source	12 LEDs (quad-color RGBW) 40 W, (2.6 A), 50,000 hours
Color Temperature	2800 to 10000 K
Beam Angle	5° to 36°
Field Angle	7° to 49°
Zoom Angle	7° to 49°
Lumens Source	8,800
Lumens Output	5,900
Illuminance	(7°): 19,000 lux @ 5 m, (49°) 800 lux @ 5 m
DYNAMIC EFFECTS	
Color Mixing	RGBW
Color Correction	CTO macro
Zoom	Motorized
Strobe Rate	0 to 20 Hz
Move-in-Black	Yes
Pan / Tilt Range	180°, 360°, 540° pan/90°, 180°, 270° tilt
Virtual Gobo Wheel	Yes
Pattern Macros	Yes
Independent Foreground/Background Color Control	Yes
CONTROL	
Pulse Width Modulation Control	Selectable
Menu Presets with Preset Sync	Yes
Control Protocol	Art-Net, sACN, Kling-Net, DMX, W-DMX, RDM
Control Channels	Single Mode: 20, 69, 115, Dual Mode – Function: 8, 20, 26, Dual Mode – Pixel: 36, 48, 60
Color Temperature Presets	Yes
Built-in Automated Programs	Yes
Dim Curves	4
Dim Modes	2
RDM	Yes
Selectable PWM	yes
ELECTRICAL	
Voltage Range	100 to 240 VAC, 50/60 Hz (auto-ranging)
Power Consumption 120 V, 60 Hz	651 W, 5.51 A
Power Consumption 230 V, 50 Hz	609 W, 2.53 A
Power Linking	2 units @ 120 V; 5 units @ 230 V
PHYSICAL	
Dimensions	12.72 x 9.17 x 18.54 in (323 x 233 x 471 mm)
Weight	32.8 lb (14.8 kg)
Power Connection	Edison plug to Seetronic® Powerkon IP65
Control Connection	3 and 5 pin XLR, XLRnet in/out
LISTINGS	
Certification(s)	CE, MET
Environment	IP20, dry location
OPTIONAL ACCESSORIES	
Power Cables	IP Rated Seetronic® Powerkon extension cables (See page 125)
Data Cables	3- and 5-pin XLR DMX cables, Ethercon extension cables
Fixture Hardware	SC-07 (Safety Cable)
Professional Clamps	CTC-50HC, CTC-50HCN, CTC-50G (See page 124)
Control Options	Net X II, Net Switch, W-DMX Micro T-1 TRX G5
Flight Case	CP4CASEMK2W (See page 124)

RGBW Color Mixing



MAVERICK MK1 HYBRID



Maverick MK1 Hybrid puts a world of options at your fingertips with advanced optics, overlapping 8 and 4-facet prisms, a versatile gobo package, a 3° - 18° zoom range in spot mode and 19° - 41° in wash mode, and a robust CMY color system. Powered by a 440 W Osram Sirius reflector lamp, this supercharged hybrid awaits your command to dazzle with stunning output and effects. Choose from DMX, sACN, Art-Net, or W-DMX for control.

Protect your fixture during transport with the available **CP2CASEMK** flight case.



Warrior Conference | Events United



Photo: Frank Lambrechts from picturesk



OUTPUT	
Source	Osram Sirius 440 W lamp, 1,500 hours
CRI	80
Color Temperature	6207 K
Beam Angle	1° to 6° (Spot mode), 1° (Beam mode), 9° to 22° (Wash mode)
Field Angle	3° to 18° (Spot mode), 2° (Beam mode), 19° to 41° (Wash mode)
Zoom Angle	3° to 18° (Spot mode), 2° (Beam mode), 19° to 41° (Wash mode)
Lumens Source	22,000
Lumens Output	15,500
Illuminance	Beam (2°): 212,100 lux @ 15 m, Spot (3°): 123,200 lux @ 15 m, Spot (18°): 25,800 lux @ 5 m, Wash (19°): 16,000 lux @ 5 m, Wash (41°) : 2,235 lux @ 5 m
DYNAMIC EFFECTS	
Color Mixing	CMY Flags
Color Wheel	15 + white, split colors, diffusion
Color Correction	CTO on color wheel
Rotating Gobos	6 + open (6 glass), rotating, interchangeable, indexing, slot-n-lock, continuous scroll at variable speeds
Static Gobos	18 + open (18 metal), continuous scroll at variable speeds
Animation Wheel	Position indexing and rotating
Prism	4 and 8 Facets, motorized, rotating, and layerable
Frost	Motorized
Dimmer	Motorized
Shutter / Strobe	Motorized
Zoom	Motorized
Move-in-Black	Yes
Pan / Tilt Range	540°, 360°, 180° pan/270°, 180°, 90° tilt
CONTROL	
Control Protocol	Art-Net, sACN, DMX, W-DMX, RDM
Control Channels	27 or 30
RDM	Yes
Selectable PWM	yes
ELECTRICAL	
Voltage Range	100 to 240 VAC, 50/60 Hz (auto-ranging)
Power Consumption 120 V, 60 Hz	670 W, 5.45 A
Power Consumption 230 V, 50 Hz	651 W, 2.81 A
PHYSICAL	
Dimensions	15.51 x 12.09 x 24.76 in (394 x 307 x 629 mm)
Weight	66.7 lb (30.3 kg)
Power Connection	Edison plug to Seetronic® Powerkon IP65
Control Connection	3 and 5 pin XLR, XLRnet in/out
LISTINGS	
Certification(s)	CE, MET
Environment	IP20, dry location
OPTIONAL ACCESSORIES	
Power Cables	IP Rated Seetronic® Powerkon extension cables (See page 125)
Data Cables	3- and 5-pin XLR DMX cables, Ethercon extension cables
Fixture Hardware	SC-07 (Safety Cable)
Professional Clamps	CTC-50HC, CTC-50HCN, CTC-50G (See page 124)
Control Options	Net X II, Net Switch, W-DMX Micro T-1 TRX G5
Flight Case	CP2CASEMK (See page 124)

CMY + Variable CTO Color Mixing




Color Wheel: 12 Colors



6 Rotating Gobos (Wheel 1)



18 Static Gobos (Wheel 2)



Prisms
8 facets 4 facets



MAVERICK MK PYXIS

NEW



Maverick MK Pyxis empowers your creativity by giving you an endless array of incredible eye-candy looks with its epic beam and wash effects, wide zoom range, continuous 360° pan and tilt movement and awesome aerial and pixel-mapping effects. This revolutionary and compact moving head features a ring of nine 15 W RGBW LEDs with a zoom range of 7° to 45° and built in color macros and gobos, as well as a punchy 60 W RGBW LED serving as a center pixel with a 3° beam angle. Choose from DMX, sACN, Art-Net, or W-DMX for control.



MTV TRL



Luke Bryan | Photo: Todd Kaplan



OUTPUT	
Source	9 LEDs outer ring (quad-color RGBW) 15 W, (1.29 A), 50,000 hours; 1 LED center pixel (quad-color RGBW) 60 W, (4.5 A), 50,000 hours
Color Temperature	2800 to 10000 K
Beam Angle Center Pixel	3°
Beam Angle Outer Ring	5° to 28°
Field Angle Center Pixel	6°
Field Angle Outer Ring	7° to 45°
Zoom Angle Outer Ring	7° to 45°
Lumens Source	(center pixel) 1,700, (outer ring) 4,300
Lumens Output	(center pixel) 1,100, (outer ring) 2,400
Illuminance Center Pixel	20,300 lux @ 5 m
Illuminance Outer Ring	(7°) 7,330 lux @ 5 m, (45°) 422 lux @ 5 m
DYNAMIC EFFECTS	
Color Mixing	RGBW
Color Correction	CTO Macro
Dimmer	Electronic
Strobe Rate	0 to 20 Hz
Shutter / Strobe	Electronic
Zoom	Motorized
Move-in-Black	Yes
Pan / Tilt Range	Infinite, 540°, 360°, 180° pan/ Infinite, 270°, 180°, 90° tilt
Virtual Gobo Wheel	Yes
Pattern Macros	Yes
Independent Foreground/Background Color Control	Yes
CONTROL	
Control Protocol	Art-Net, sACN, Kling-Net, DMX, W-DMX, RDM
Control Channels	Single Mode: 26, 66, 113 or 131, Dual Mode - Function: 13, 26, 33, Dual Mode - Pixel: 30, 40, 80
Pulse Width Modulation Control	Selectable 600 Hz, 1200 Hz, 2000 Hz, 4000 Hz, 6000 Hz, 15000 Hz
Menu Presets with Preset Sync	Yes
Color Temperature Presets	Yes
Automatic Pan & Tilt Correction	Yes
Dim Curves	4
Dim Modes	2
RDM	Yes
Selectable PWM	yes
ELECTRICAL	
Voltage Range	100 to 240 VAC, 50/60 Hz (auto-ranging)
Power Consumption 120 V, 60 Hz	262 W, 2.2 A
Power Consumption 230 V, 50 Hz	223 W, 1.1 A
PHYSICAL	
Dimensions	12.20 x 8.85 x 18 in (310 x 225 x 459 mm)
Weight	31.96 lb (14.5 kg)
Power Connection	Edison plug to Seetronic® Powerkon IP65
Control Connection	3 and 5 pin XLR, XLRnet in/out
LISTINGS	
Certification(s)	CE, MET
Environment	IP20, dry location
OPTIONAL ACCESSORIES	
Power Cables	IP Rated Seetronic® Powerkon extension cables (See page 125)
Data Cables	3- and 5-pin XLR DMX cables, Ethercon extension cables
Fixture Hardware	SC-07 (Safety Cable)
Professional Clamps	CTC-50HC, CTC-50HCN, CTC-50G (See page 124)
Control Options	Net X II, Net Switch, W-DMX Micro T-1 TRX G5
Flight Case	CP4CASEMK2W

Protect your fixture during transport with the available **CP4CASEMK2W** flight case.



RGBW Color Mixing



MAVERICK MK

PYXIS

PLAY BY YOUR OWN RULES.



ROGUE

The Rogue series of high-performance compact moving heads marches into the professional lighting market with high output and incredible effects at a surprising price. Each Rogue brings unmatched value, in a rugged fixture with powerful capabilities.



ROGUE R3 SPOT



NEW

Rogue R3 Spot delivers intense output, crisp optics, sharp focus and maintains a value proposition designed to maximize ROI. This feature-packed moving spot has a bright 300 W LED light engine that produces an even field of light, as well as rotating and static gobos, an 8 position and split-color enabled color wheel, and three facet prism to create stunning looks. A quick moving zoom range of 13 - 37° adds to its flexibility of use by giving the Rogue R3 Spot the ability to cover large areas.

Protect your fixture during transport with the available **CP2CASER2XR3SPOT** flight case.



OUTPUT	
Source	1 LED (CW) 300 W, (8.8 A), 50,000 hours
Color Temperature	7564 K
Beam Angle	12° to 36°
Field Angle	13° to 37°
Zoom Angle	13° to 37°
PWM	600 Hz, 1,200 Hz, 2,000 Hz, 4,000 Hz, 6,000 Hz, 15,000 Hz
Lumen Source	23,000
Lumen Output	10,500
Illuminance	(13°): 12,828 lux @ 5 m, (37°): 1,768 lux @ 5 m
DYNAMIC EFFECTS	
Color Wheel 1	7 + white, split colors, continuous scroll at variable speeds
Color Wheel 2	7 + white, split colors, continuous scroll at variable speeds
Static Gobos	8 + open (8 metal), continuous scroll at variable speeds
Rotating Gobos	7 + open (7 metal), rotating, interchangeable, indexing, slot-n-lock, continuous scroll at variable speeds
Prism	3 Facets, motorized, rotating
Focus	Motorized
Frost	Motorized
Dimmer	Electronic
Shutter / Strobe	Electronic
Iris	Motorized
Zoom	Motorized
Move-in-Black	Yes
Pan / Tilt Range	180°, 360°, 540° pan/90°, 180°, 250° tilt
CONTROL	
Control Protocol	DMX, RDM
Control Channels	19 or 25
Pulse Width Modulation Control	Selectable
ELECTRICAL	
Voltage Range	100 to 240 V, 50/60 Hz (auto-ranging)
Power Consumption 120 V, 60 Hz	514 W, 4.28 A
Power Consumption 230 V, 50 Hz	492 W, 2.14 A
Power Linking	3 units @ 120 V, 6 units @ 230 V
PHYSICAL	
Dimensions	14.68 x 11.1 x 23.66 in (373 x 282 x 601 mm)
Weight	50 lb (22.7 kg)
Power Connection	Edison (Local) plug to Neutrik® powerCON®
Control Connection	3- and 5-pin XLR
LISTINGS	
Certification	CE, MET
Environment	IP20, dry Location
OPTIONAL ACCESSORIES	
Power Cables	Neutrik® powerCON extension cables (See page 125)
Data Cables	3- and 5-pin XLR DMX cables
Fixture Hardware	SC-07 (Safety Cable)
Professional Clamps	CTC-50HC, CTC-50HCN, CTC-50G (See page 124)
Flight Case	CP2CASER2XR3SPOT (See page 124)

Prism: 3 facets

Color Wheel 1: 7 Colors



7 Rotating Gobos



Color Wheel 2: 7 Colors



8 Static Gobos



ROGUE R2X SPOT

NEW



Rogue R2X Spot offers incredible value with a stunning range of colors and effects, all supported by professional quality engineering. Rogue R2X Spot builds on the features of the R1X Spot by adding gobo-morphing technology and two variable scrolling color wheels for an unlimited number of shape-changing and split-color effects. Rogue R2X Spot uses a powerful 300 W LED light source in a 16.5° beam angle for a brilliant light that creates an unparalleled audience experience.

Protect your fixture during transport with the available **CP2CASER2XR3SPOT** flight case.



OUTPUT	
Source	1 LED (CW) 300 W, (8.7 amps), 50,000 hours
Color Temperature	7836 K
Beam Angle	16.5°
Field Angle	16.5°
PWM	600 Hz, 1,200 Hz, 6,000 Hz, 15,000 Hz
Lumen Source	23,000
Lumen Output	11,000
Illuminance	9,187 lux @ 5 m
DYNAMIC EFFECTS	
Color Wheel 1	7 + white, split colors, continuous scroll at variable speeds
Color Wheel 2	7 + white, split colors, continuous scroll at variable speeds
Color Correction	CTO
Static Gobos	8 + open (8 metal), continuous scroll at variable speeds
Rotating Gobos	7 + open (7 metal), rotating, interchangeable, indexing, slot-n-lock, continuous scroll at variable speeds
Gobo Shake	Yes
Prism	3 facets, motorized, rotating
Focus	Motorized
Frost	Motorized
Dimmer	Electronic
Shutter / Strobe	Electronic
Iris	Motorized
Move-in-Black	Yes
Pan / Tilt Range	180°, 360°, 540° pan/90°, 180°, 250° tilt
CONTROL	
Pulse Width Modulation Control	Selectable
Control Protocol	DMX, RDM
Control Channels	18 or 21
ELECTRICAL	
Voltage Range	100 to 240 V, 50/60 Hz (auto-ranging)
Power Consumption 120 V, 60 Hz	517 W, 4.31 A
Power Consumption 230 V, 50 Hz	437 W, 1.9 A
Power Linking	3 units @ 120 V, 7 units @ 230 V
PHYSICAL	
Dimensions	16.1 x 13.5 x 19.3 in (409 x 343 x 489 mm)
Weight	47.8 lb (21.7 kg)
Power Connection	Neutrik® powerCON® power input connector
Control Connection	3- and 5-pin XLR DMX input and output connectors
LISTINGS	
Certification(s)	CE, MET
Environment	IP20, dry location
OPTIONAL ACCESSORIES	
Power Cables	Neutrik® powerCON extension cables (See page 125)
Data Cables	3- and 5-pin XLR DMX cables
Fixture Hardware	SC-07 (Safety Cable)
Professional Clamps	CTC-50HC, CTC-50HCN, CTC-50G (See page 124)
Software Uploader	MRUPLOAD
Flight Case	CP2CASER2XR3SPOT (See page 124)

Prism: 3 facets

Color Wheel 1: 7 Colors




7 Rotating Gobos



Color Wheel 2: 7 Colors



8 Static Gobos



ROGUE R1X SPOT

NEW

Rogue R1X Spot brings innovation and creativity with a rotating 3-facet prism for stunning aerial effects, a motorized iris and focus for beam shaping, as well as two gobo wheels, one of which rotates and has 7 interchangeable gobos for custom looks. Rogue R1X Spot shines brightly with a 170 W LED light source in a 16° beam angle for crisp gobo projections in a range of eight beautiful colors.



Protect your fixture during transport with the available **CP2CASER1XSPOT** flight case.




OUTPUT	
Source	1 LED (CW) 170 W, (7.4 A), 50,000 hours
Color Temperature	9491 K
Beam Angle	16°
Field Angle	16°
PWM	600 Hz, 1,200 Hz, 6,000 Hz, 15,000 Hz
Illuminance	4,620 lux @ 5 m
DYNAMIC EFFECTS	
Color Wheel 1	8 + white, split colors, continuous scroll at variable speeds
Color Correction	CTO
Static Gobos	8 + open (8 metal), continuous scroll at variable speeds
Rotating Gobos	7 + open (7 metal), rotating, interchangeable, indexing, slot-n-lock, continuous scroll at variable speeds
Gobo Shake	Yes
Prism	3 Facets, motorized, rotating
Dimmer	Electronic
Shutter / Strobe	Electronic
Iris	Motorized
Move-in-Black	Yes
Pan / Tilt Range	180°, 360°, 540° pan/90°, 180°, 250° tilt
CONTROL	
Pulse Width Modulation Control	Selectable
Control Protocol	DMX, RDM
Control Channels	16 or 19
Automatic Pan & Tilt Correction	Yes
ELECTRICAL	
Voltage Range	100 to 240 VAC, 50/60 Hz (auto-ranging)
Power Consumption 120 V, 60 Hz	319 W, 2.69 A
Power Consumption 230 V, 50 Hz	297 W, 1.33 A
Power Linking	5 units @ 120 V; 9 units @ 230 V
PHYSICAL	
Dimensions	11.10 x 14.20 x 17.60 in (282 x 360 x 447 mm)
Weight	36 lb (16.3 kg)
Power Connection	Edison (Local) plug to Neutrik® powerCON®
Control Connection	3- and 5-pin XLR
LISTINGS	
Certification	CE, MET
Environment	IP20, dry Location
OPTIONAL ACCESSORIES	
Power Cables	Neutrik® powerCON extension cables (See page 125)
Data Cables	3- and 5-pin XLR DMX cables
Fixture Hardware	SC-07 (Safety Cable)
Professional Clamps	CTC-50HC, CTC-50HCN, CTC-50G (See page 124)
Flight Case	CPCASER1XSPOT

Color Wheel: 8 Colors



7 Rotating Gobos



8 Static Gobos



Prism: 3 facets



ROGUE R3 WASH

MOVING HEADS

Rogue R3 Wash is a feature packed moving wash workhorse ideal for rental and production inventories. It outputs a bright, evenly dispersed light and offers nine zones of LED control to pixel map its 37 (15 W) RGBW quad-LEDs. A quick moving zoom range of 12° - 49° gives it the spread to cover large areas. Smooth color mixing, simple and complex DMX channel profiles, and powerCON in and out round out the excellent features of this outstanding moving wash.



Protect your fixture during transport with the available **CP4CASER3W** flight case.



OUTPUT	
Source	37 LEDs (quad-color RGBW) 15 W, (1 A), 50,000 hours
Color Temperature	2800 to 10000 K
Beam Angle	8° to 30°
Field Angle	12° to 49°
Zoom Angle	12° to 49°
Lumen Source	17,000
Lumen Output	11,500
Illuminance	(12°): 21,000 lux @ 5 m, (49°): 1,902 lux @ 5 m
DYNAMIC EFFECTS	
Color Mixing	RGBW
Dimmer	Electronic
Shutter / Strobe	Electronic
Zoom	12° to 49°
Move-in-Black	Yes
Pan / Tilt Range	180°, 360°, 540° pan/90°, 180°, 230° tilt
CONTROL	
Control Protocol	DMX, RDM
Control Channels	21, 62, 71, 107
Color Temperature Presets	Yes
RDM	Yes
Built-in Automated Programs	Macros via DMX
ELECTRICAL	
Voltage Range	100 to 240 VAC, 50/60 Hz (auto-ranging)
Power Consumption 120 V, 60 Hz	740 W, 6.21 A @ 120 V
Power Consumption 230 V, 50 Hz	740 W, 3.10 A @ 230 V
Power Linking	2 units @ 120 V; 4 units @ 230 V
PHYSICAL	
Dimensions	15.51 x 11.73 x 18.50 in (394 x 298 x 470 mm)
Weight	38.5 lb (17.46 kg)
Power Connection	Edison (Local) plug to Neutrik® powerCON®
Control Connection	3- and 5-pin XLR
LISTINGS	
Certification(s)	CE, MET
Environment	IP20, dry Location
OPTIONAL ACCESSORIES	
Power Cables	Neutrik® powerCON extension cables (See page 125)
Data Cables	3- and 5-pin XLR DMX cables
Fixture Hardware	SC-07 (Safety Cable)
Professional Clamps	CTC-50HC, CTC-50HCN, CTC-50G (See page 124)
Software Uploader	MRUPLOAD
Flight Case	CPCP4CASER3W

RGBW Color Mixing



ROGUE R2 WASH



Rogue R2 Wash is a valuable addition to rental and production inventories. Durable and dependable, this moving wash workhorse produces a bright, powerful light and offers five zones of LED control to pixel map its 19 (15 W) RGBW quad-LEDs. A standout zoom range of 12° to 49° gives it the spread to cover even the largest areas. Smooth color mixing, simple and complex DMX channel profiles and powerCON in and out are just some of the other features that make this fixture a standout performer in any setting.

Protect your fixture during transport with the available **CP6CASER2W** flight case.



Photo: Nic Farman - Ash Heritage



OUTPUT	
Source	19 LEDs (quad-color RGBW) 15 W, (1 A), 50,000 hours
Color Temperature	2800 to 10000 K
Beam Angle	8° to 30°
Field Angle	12° to 49°
Zoom Angle	12° to 49°
Lumen Source	8,500
Lumen Output	5,800
Illuminance	(12°): 8,650 lux @ 5 m, (49°): 750 lux @ 5 m
DYNAMIC EFFECTS	
Color Mixing	RGBW
Dimmer	Electronic
Shutter / Strobe	Electronic
Zoom	12° to 49°
Move-in-Black	Yes
Pan / Tilt Range	180°, 360°, 540° pan/90°, 180°, 230° tilt
CONTROL	
Control Protocol	DMX
Control Channels	15, 17, 22, 33, 54, or 56
Color Temperature Presets	Yes
Built-in Automated Programs	Macros via DMX
ELECTRICAL	
Voltage Range	100 to 240 V, 50/60 Hz (auto-ranging)
Power Consumption 120 V, 60 Hz	339 W, 2.95 A
Power Consumption 230 V, 50 Hz	324 W, 1.50 A
Power Linking	4 units @ 120 V, 9 units @ 230 V
PHYSICAL	
Dimensions	8.58 x 12.05 x 15.67 in (218 x 306 x 398 mm)
Weight	20.4 lb (9.25 kg)
Power Connection	Edison (Local) plug to Neutrik® powerCON®
Control Connection	3- and 5-pin XLR
LISTINGS	
Certification(s)	CE, MET
Environment	IP20, dry Location
OPTIONAL ACCESSORIES	
Power Cables	Neutrik® powerCON extension cables (See page 125)
Data Cables	3- and 5-pin XLR DMX cables
Fixture Hardware	SC-07 (Safety Cable)
Professional Clamps	CTC-50HC, CTC-50HCN, CTC-50G (See page 124)
Software Uploader	MRUPLOAD
Flight Case	CP6CASER2W

RGBW Color Mixing



ROGUE R2 WASH

It Means Business

ROGUE R1 WASH



Rogue R1 Wash distinguishes itself by offering a combination of performance features unique to its price class. Powered by seven RGBW 15 W quad-LEDs, this bright and versatile moving wash zoom fixture features a unique “bubble” lens design for excellent color rendering and stunning visual effects. Other standout features include an incredible 11° to 48° zoom angle, incredibly fast and smooth pan and tilt movements, simple and complex DMX channel profiles, plus 3-pin and 5-pin DMX connectors. Versatility, value and performance make this fixture a welcome addition to any touring rig or permanent installation.



Protect your fixture during transport with the available **CP6CASER1W** flight case.



Heart - Ibiza | LD: Ignace D'Haese, Art & Yes

OUTPUT	
Source	7 LEDs (quad-color RGBW) 15 W, (980 mA), 50,000 hours
Color Temperature	2800 to 10000 K
Beam Angle	8° to 30°
Field Angle	11° to 48°
Zoom Angle	11° to 48°
Lumen Source	3,500
Lumen Output	2,300
Illuminance	(11°): 3,098 lux @ 5 m, (48°): 299 lux @ 5 m
DYNAMIC EFFECTS	
Color Mixing	RGBW
Dimmer	Electronic
Shutter / Strobe	Electronic
Zoom	11° to 48°
Move-in-Black	Yes
Pan / Tilt Range	180°, 360°, 540° pan/90°, 180°, 230° tilt
CONTROL	
Control Protocol	DMX
Control Channels	14, 15, 19 or 21
Built-in Automated Programs	Macros via DMX
Color Temperature Presets	Yes
ELECTRICAL	
Voltage Range	100 to 240 VAC, 50/60 Hz (auto-ranging)
Power Consumption 120 V, 60 Hz	161 W, 1.34 A
Power Consumption 230 V, 50 Hz	139 W, 0.62 A
Power Linking	10 units @ 120 V; 21 units @ 230 V
PHYSICAL	
Dimensions	7.36 x 10.43 x 13.94 in (187 x 265 x 354 mm)
Weight	13 lb (5.9 kg)
Power Connection	Edison (Local) plug to Neutrik® powerCON®
Control Connection	3- and 5-pin XLR
LISTINGS	
Certification(s)	CE, MET
Environment	IP20, dry Location
OPTIONAL ACCESSORIES	
Power Cables	Neutrik® powerCON extension cables (See page 125)
Data Cables	3- and 5-pin XLR DMX cables
Fixture Hardware	SC-07 (Safety Cable)
Professional Clamps	CTC-50HC, CTC-50HCN, CTC-50G (See page 124)
Flight Case	CP6CASER1W

RGBW Color Mixing



ROGUE R2X BEAM

NEW



Rogue R2X Beam is the light cannon of the Rogue series, boasting an intense 134,000 lux at 15 meters from its 231 W Osram Sirius lamp. This fully-featured beam can be focused down to 1 degree for extremely focused aerial effects, and comes with 14 fixed colors in a fully scrollable, variable speed color wheel, which also provides split-colors perfectly. Additionally, the unit features individually controllable and overlapping 8 and 5-facet prisms for an endless supply of creative and dynamic beam looks. Frost and focus options ensure even light distribution and the unit is equipped with RDM and DMX protocols.



Protect your fixture during transport with the available **CP2CASER2XR3SPOT** flight case.



OUTPUT	
Source	Osram Sirius 231 W lamp, 7900 K, 2,000 hours life expectancy
Color Temperature	7293 K
Beam Angle	1°
Field Angle	2°
Lumen Source	10,500
Lumen Output	7,500
DYNAMIC EFFECTS	
Illuminance	134,000 lux @ 15 m
Color Mixing	
Color Wheel	14 + white, split colors, continuous scroll at variable speeds
Gobo Wheel	17 + open (17 metal), continuous scroll at variable speeds
Prism	8 and 5 facets, motorized, rotating, and layerable
Focus	Motorized
Frost	Motorized
Dimmer	Motorized
Shutter / Strobe	Motorized
Move-in-Black	Yes
Pan / Tilt Range	180°, 360°, 540° pan/90°, 180°, 270° tilt
CONTROL	
Control Protocol	DMX, RDM
Control Channels	16 or 19 DMX Channels
RDM	Yes
ELECTRICAL	
Voltage Range	100 to 240 VAC, 50/60 Hz (auto-ranging)
Power Consumption 120 V, 60 Hz	384 W, 3.18 A
Power Consumption 230 V, 50 Hz	382 W, 1.61 A
PHYSICAL	
Dimensions	16.1 x 12.8 x 19.2 in (409 x 327 x 490 mm)
Weight	45.4 lb (20.6 kg)
Power Connection	Edison (Local) plug to Neutrik® powerCON®
Control Connection	3- and 5-pin XLR
LISTINGS	
Certification(s)	CE, MET
Environment	IP20, dry location
OPTIONAL ACCESSORIES	
Power Cables	Neutrik® powerCON extension cables (See page 125)
Data Cables	3- and 5-pin XLR DMX cables
Fixture Hardware	SC-07 (Safety Cable)
Professional Clamps	CTC-50HC, CTC-50HCN, CTC-50G (See page 124)
Software Uploader	MRUPLOAD
Flight Case	CP2CASER2XR3SPOT (See page 124)

Color Wheel: 14 Colors




Prism: 8 facets



Prism: 5 facets



17 Gobos



ROGUE RH1X HYBRID

Rogue RH1X Hybrid is a combination beam, spot, and wash with an unrivaled optical system, complete with 6 and 8 facet prisms that are completely layerable and independently controllable. Powered by a 371 W Osram Sirius Reflector lamp, Rogue RH1X Hybrid delivers an amazing 9,600 lumens with tight beam angles of 2.5° – 8° in Beam mode with zoom ranges of 5° – 19° in Spot mode and 18° – 38° in Wash mode. Rotating and static gobo wheels and a 13-hue color wheel add to the stunning visual effects that this amazing fixture can create. The unit also features RDM and DMX protocols.



Protect your fixture during transport with the available **CP2CASERH1** flight case.



OUTPUT	
Source	Osram Sirius 330 W X8 lamp, 1,500 hours
Color Temperature	6655 K
Beam Angle	3° to 10° (Spot mode), 1° to 4.5° (Beam mode), 10° to 20° (Wash mode)
Field Angle	5° to 19° (Spot mode), 2.5° to 8° (Beam mode), 18° to 38° (Wash mode)
Zoom Angle	5° to 19° (Spot mode), 2.5° to 8° (Beam mode), 18° to 38° (Wash mode)
Lumen Source	13,500
Lumen Output	9,500
Illuminance	Beam (3°): 150,700 lux @ 15 m, Beam (10°): 8,160 lux @ 15m, Spot (6°): 240,800 lux @ 5 m, Spot (20°): 19,560 lux @ 5 m, Wash (19°): 5,480 lux @ 5 m, Wash (37°): 868 lux @ 5 m
DYNAMIC EFFECTS	
Color Wheel 1	13 + white, split colors, continuous scroll at variable speeds
Color Correction	CTO
Static Gobos	13 + open (13 metal), continuous scroll at variable speeds
Rotating Gobos	9 + open (9 glass), rotating, interchangeable, indexing, slot-n-lock, continuous scroll at variable speeds
Gobo Shake	yes
Focus	Motorized
Prism	8 and 6 facets, motorized, rotating, and layerable
Frost	Motorized
Dimmer	Motorized
Shutter / Strobe	Motorized
Zoom	5° to 19° (Spot mode), 2.5° to 8° (Beam mode), 18° to 38° (Wash mode)
Move-in-Black	Yes
Pan / Tilt Range	180°, 360°, 540°pan/90°, 180°, 260° tilt
CONTROL	
Control Protocol	DMX
Control Channels	20 or 25
ELECTRICAL	
Voltage Range	100 to 240 VAC, 50/60 Hz (auto-ranging)
Power Consumption 120 V, 60 Hz	548 W, 4.53 A
Power Consumption 230 V, 50 Hz	522 W, 2.30 A
PHYSICAL	
Dimensions	16.1 x 12.9 x 25.8 in (409 x 327 x 638 mm)
Weight	55.2 lbs (25.1 kg)
Power Connection	Edison (Local) plug to Neutrik® powerCON®
Control Connection	3- and 5-pin XLR
LISTINGS	
Certification(s)	CE, MET
Environment	IP20, dry location
OPTIONAL ACCESSORIES	
Power Cables	Neutrik® powerCON extension cables (See page 125)
Data Cables	3- and 5-pin XLR DMX cables
Fixture Hardware	SC-07 (Safety Cable)
Professional Clamps	CTC-50HC, CTC-50HCN, CTC-50G (See page 124)
Software Uploader	MRUPLoad
Flight Case	CP2CASERH1 (See page 124)

Color Wheel: 13 Colors

Prisms

8 facets 6 facets

9 Rotating Gobos

13 Static Gobos

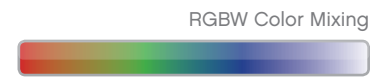
ROGUE R1 FX-B



Rogue R1 FX-B shakes things up, five times over. It orchestrates an infinite rotation of both pan and tilt for its five individually controlled heads, powered by five pixel mappable 15 W RGBW LEDs. Crisp beams, a sizzling output and rocket quick movements create amazing aerial effects. Control is achieved with DMX, Art-Net, sACN, or Kling-Net.



OUTPUT	
Source	5 LEDs (quad-color RGBW) 15 W, (4 A), 50,000 hours
Color Temperature	2800 to 10000 K
Beam Angle	7°
Field Angle	11°
Illuminance	5,361 lux @ 5 m
PWM	600 Hz, 1,200 Hz, 2,000 Hz, 4,000 Hz, 6,000 Hz, 25,000 Hz
Lumen Source	2,500
Lumen Output	1,800
DYNAMIC EFFECTS	
Color Mixing	RGBW
Dimmer	Electronic
Shutter / Strobe	Electronic
Move-in-Black	Yes
Pan / Tilt Range	Infinite, 540°, 360°, 180° pan/ Infinite 540°, 270°, 180° tilt
CONTROL	
Pulse Width Modulation Control	Selectable
Control Protocol	Art-Net, Kling-Net, DMX, sACN, RDM
Control Channels	Single Mode: 18, 25, or 47, Dual Mode – Function: 9, 17, or 23, Pixel: 15 or 20
RDM	Yes
Selectable PWN	Yes
Menu Presets with Preset Sync	Yes
Automatic Pan & Tilt Correction	Pan only
Built-in Automated Programs	18, 25, 47, or 52
ELECTRICAL	
Voltage Range	100 to 240 VAC, 50/60 Hz (auto-ranging)
Power Consumption 120 V, 60 Hz	207 W, 1.68 A
Power Consumption 230 V, 50 Hz	197 W, 0.876 A
Power Linking	9 units @ 120 V; 18 units @ 230 V
PHYSICAL	
Dimensions	25.19 x 7.05 x 9.72 in (640 x 179 x 247 mm)
Weight	24.2 lb (11 kg)
Power Connection	Edison (Local) plug to Neutrik® powerCON®
Control Connection	3- and 5- pin XLR, XLR net in/out
LISTINGS	
Certification(s)	CE, MET
Environment	IP20, dry location
OPTIONAL ACCESSORIES	
Power Cables	Neutrik® powerCON extension cables (See page 125)
Data Cables	3- and 5-pin XLR DMX cables, Ethercon cables
Fixture Hardware	SC-07 (Safety Cable)
Professional Clamps	CTC-50HC, CTC-50HCN, CTC-50G (See page 124)
Control Options	Net X, Net Switch



LED VIDEO PANELS

CHAUVET Professional offers a quality selection of indoor and outdoor video panels suited for the rental and permanent installation markets. We encourage you to visit our dedicated website to take advantage of available training and demo programs and discover why our LED video panels offer the best value in the industry.

chauvetvideo.com

Pitbull on tour | Video Director: Nate Selvidio

F3



F3 is a 3.9 mm pitch 1 m x 0.5 m LED video panel equally suited for installations and rentals. It runs on the Novastar control protocol and is fully front & rear serviceable with easily accessed magnetic LED modules. The panels may be mounted directly on a flat wall due to the front-service option. The panel features powerful magnets in the frame, which assist with hanging the panels.



F Series Rig Bars are available for hanging F Series video panels from truss or pipe. They incorporate adjustable connectors to facilitate a perfect alignment of pixels. For more information, please visit chauvetvideo.com.



F3 panels are supplied in four pack road cases.

OUTPUT	
Source	32,768 LEDs (tri-color RGB) SMD 2121, 50,000 hours life expectancy
Pixels/Panel	128 x 256
Pixel Pitch	3.9 mm
Pixel Density	65,536/m ²
LED Wavelength	Red (619 to 624 nm), Green (522 to 525 nm), Blue (468 to 471 nm)
Display Refresh Rate	3,840 Hz
Viewing Angle	140°
Calibrated Illuminance	1,500 NITS
ELECTRICAL	
AC Voltage Range	100 to 240 VAC, 50/60 Hz (auto-ranging)
Power Consumption 120 V, 60 Hz	263 W, 2.18 A
Power Consumption 208 V, 60 Hz	265 W, 1.28 A
Power Consumption 230 V, 50 Hz	269 W, 1.16 A
Power Linking	8 units @ 120 V; 14 units @ 208 V; 15 units @ 230 V
CONTROL	
Control Protocol	NOVASTAR
Maximum Panels/VIP Drive 43Nova	20/port, 80/Drive (4 ports)
PHYSICAL	
Dimensions	19.69 x 2.56 x 39.37 in (500 x 65 x 1000 mm)
Weight	28.6 lb (13kg)
Housing Material	Magnesium
Power Connection	Edison (Local) plug to Seetronic powerKON® IP65
Control Connection	Seetronic etherKON® IP65
Mounting	Maximum vertical hang: 23 panels. Maximum horizontal hang: 17 panels
Magnetic Assisted Hanging	Yes
Front and Rear Serviceable	Yes
LISTINGS	
Certification(s)	CE, MET
Environment	IP31, dry location
INCLUDED ACCESSORIES	
Cables	1 Seetronic powerKON® IP65 power cord 4 Seetronic powerKON® IP65 power linking cords 4 Seetronic etherKON® IP65 signal linking cords"
REQUIRED ACCESSORIES	
Control Interface	VIP Drive 43Nova
OPTIONAL ACCESSORIES	
Front Service Modular Removal Tool	MT-03
Software	ArKaos Media Master Express™ + KN software
Data Cables	Neutrik® etherCON® cables
Power Cables	Neutrik® powerCON® cables
Rig Bars	RB-F100CM, RB-F50CM
Professional Clamps	CTC-50HC, CTC-50HCN, CTC-50G (See page 124)



F4IP is a high performance IP65 outdoor-rated video panel with brilliant SMD 1921 LEDs, a pixel pitch of 4.8 mm, an impressive display refresh rate of 3,840 Hz, and high contrast 5,500 NITS that make video images stand out both indoors and outdoors - even in broad daylight. Quick and easy setup is optimized by an advanced light-weight die-cast magnesium housing and magnetic assisted hanging. The magnetic LED modules simplify maintenance and installation by making it both front and rear serviceable. And our fully equipped F4IP also comes with an included road case and power/data linking cables.



F Series Rig Bars are available for hanging F Series video panels from truss or pipe. They incorporate adjustable connectors to facilitate a perfect alignment of pixels. For more information, please visit chauvetvideo.com.



F4IP panels are supplied in four pack road cases.

OUTPUT	
Source	21,632 LEDs (tri-color RGB) SMD 1921, 50,000 hours life expectancy
Pixels/Panel	104 x 208
Pixel Pitch	4.8 mm
Pixel Density	43,264/m ²
LED Wavelength	Red (615 to 630 nm), Green (515 to 535 nm), Blue (460 to 475 nm)
Display Refresh Rate	3,840 Hz
Viewing Angle	140°
Calibrated Illuminance	5,500 NITS
ELECTRICAL	
AC Voltage Range	100 to 240 VAC, 50/60 Hz (auto-ranging)
Power Consumption 120 V, 60 Hz	305 W, 2.54 A
Power Consumption 208 V, 60 Hz	305 W, 1.47 A
Power Consumption 230 V, 50 Hz	305 W, 1.33 A
Power Linking	7 units @ 120 V; 12 units @ 208 V; 13 units @ 230 V
CONTROL	
Control Protocol	NOVASTAR
Maximum Panels/VIP Drive 43Nova	30/port, 120/Drive (4 ports)
PHYSICAL	
Dimensions	19.69 x 2.56 x 39.37 in (500 x 65 x 1000 mm)
Weight	28.6 lb (13kg)
Housing Material	Magnesium
Power Connection	Edison (Local) plug to Seetronic powerKON® IP65
Control Connection	Seetronic etherKON® IP65
Mounting	Maximum vertical hang: 23 panels. Maximum horizontal hang: 17 panels
Magnetic Assisted Hanging	Yes
Front and Rear Serviceable	Yes
LISTINGS	
Certification(s)	CE, MET
Environment	IP65, outdoor use
INCLUDED ACCESSORIES	
Cables	1 Seetronic powerKON® IP65 power cord 4 Seetronic powerKON® IP65 power linking cords 4 Seetronic etherKON® IP65 signal linking cords
Hardware	Front Service Module Removal Tool
REQUIRED ACCESSORIES	
Control Interface	VIP Drive 43Nova
OPTIONAL ACCESSORIES	
Software	ArKaos Media Master Express™ + KN software
Data Cables	Neutrik® etherCON® cables
Power Cables	Neutrik® powerCON® cables
Rig Bars	RB-F100CM, RB-F50CM
Professional Clamps	CTC-50HC, CTC-50HCN, CTC-50G (See page 124)

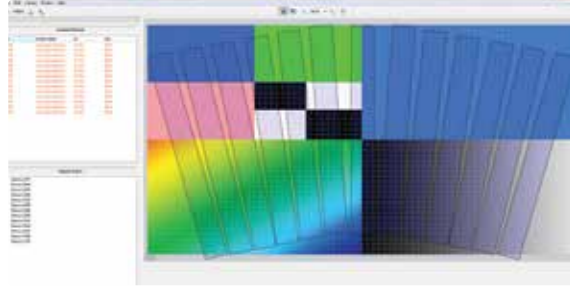


VIP Drive 43Nova is a streamlined all-in-one video wall mapper/scaler/switcher for use with the Novastar video control protocol. With four inputs, three outputs and a preview monitor, it will map your video wall, scale/switch your video source, and allow remote triggering via DMX, eliminating the need for individual mappers, scalars, and video switchers. HDCP support and EDID management further improve the flexibility of the VIP Drive 43Nova.


ELECTRICAL	
AC Voltage Range	100 to 240 VAC, 50/60 Hz
Power Consumption 120 V, 60 Hz	40 W, 33 A
Power Consumption 230 V, 50 Hz	40 W, 17 A
CONTROL	
Video Resolution	1920x1080i/p (HDCP supported)
Computer Software Interface	Yes (USB or Ethernet)
Video Input (DVI)	DVI-I (VESA Standard, 1080i60fps, HDCP support)
Video Input (HDMI)	HDMI (EIA/CEA-861 standard, meeting HDMI-1.3 standard, HDCP support)
Video Input (SDI)	HD/3G-SDI, 480i, 576i, 720p, 1080i/p
Video Output	Neutrik® etherCON® (4) 655,360 (each) 2,621,440 LEDs (total)
Control Protocol	NOVASTAR
PHYSICAL	
Dimensions	19 x 12 x 1.7 in (483 x 305 x 44 mm)
Weight	5.4 lb (2.45 kg)
Mounting Design	Rack mount (1U)
Housing Material	Aluminum alloy
Power Connection	Neutrik® PowerCON®
LISTINGS	
Certification	CE, FCC
Environment	IP20, dry location



ArKaos MediaMaster Express allows anyone to exploit the possibilities of a powerful media server. It combines ease of use with high performance for quick media management and playback on VIP displays. This software maps video content across your screen and pixel maps all Épix fixtures, Maverick MK2 Wash, Maverick MK3 Wash, Maverick MK Pyxis, Rogue R1 FX-B and Nexus 4x4 via Art-Net and Kling-Net protocols. Also included is a DVD containing 4.7 gigs of prepared video content.



FEATURES	
	Video playback control software with an easy to use interface
	Kling-Net support allows for fast & easy plug-and-play configurations
	Multi-threaded engine delivers incredible performance by taking advantage of multi-core machines
	Control up to 3 parameters per layer (effects or position/scaling)
	Optional fade time on trigger provides smooth playback for live events
	Support for Syphon on Mac, allowing to natively output to any other application that supports Syphon as input
	Optimized for LED screen and video projector support with Geometrical Correction and Soft-edge
	Intuitive user interface allows fast learning curve that anyone can learn in a few minutes!
	Audio Visualization Generators that react to any audio input, including laptop microphones, microphone/line input, or onboard audio playback
	Audio playback supported along with the video layers, along with a master volume control
Effect supported	70+ (per layer)
File Formats Supported	SD and full HD AVI, MPEG, MPG, MOV, WMV, MP4, JPEG, GIF, BMP, PNG, SWF, and many more
Maximum Visuals supported	64 (64 pages gives you 4,096)
Simultaneous Layer Support	12 Layers (supporting discrete content, PIP, multiplication, overlaying, and video key) Up to 8K video (8192 x 4320 pixels) with MPEG 2
Content Included	DVD included with every purchase which includes an additional 25 text layers, 26 Audio Visualizations, and 169 source visuals (4.1 GB in SD and HD)
Video Inputs supported	Native support for video inputs (PCI card, FireWire DV / HDV, USB, etc.)
Control Input	5-pin DMX, Art-Net™, MIDI, keyboard/mouse, or MA-Net
Control Output (pixel mapper)	Art-Net™, Kling-Net, eCUE (now supports Art-Poll or remote product detection)
SYSTEM REQUIREMENTS	
PC	Operating Systems: Windows™ Vista, or 7 Processor: Pentium™ Core i3 (and above) RAM (minimum): 1 GB RAM (recommended): 4 GB (and above) Media Component: QuickTime™ 6.5 (and up), Adobe FlashPlayer™ 9.0 (and up), DirectX™ 9.0c (and up).
Mac	Operating System: Mac OS X 10.5 (and above) Processor: Any Intel Mac, G4/1Ghz (and above) Media Component: QuickTime™ 6.5 (and up), Adobe FlashPlayer™ 9.0 (and up), DirectX™ 9.0c (and above).



NEXUS

Build entire walls of high impact color. Pixel map a sizzling backdrop. Show vivid patterns and animated text. Flood the stage with a saturated palette; or create the warm feel of a soft, diffused white light. Do it all and enthrall the audience with a striking look that combines new technology with a retro flair. Nexus simply owns the stage.



Paramore | LD: Butch Allen | Photo: Steve Jennings

NEXUS 4x4



Nexus 4x4 is an award winning LED wash panel combining the sizzle of pixel mapping and a robust light output afforded by 16 27 W COB tri-colored LEDs. The combination of COB emitters and a clever reflector design yields a striking, diffused light richly drenched in saturated hues. Nexus 4x4 is controllable via Art-Net, Kling-Net and DMX protocols and features interlocking hardware to build large arrays. Whether in use for front viewing or as a backdrop, Nexus 4x4 promises a hard-to-match visual impact.

Winner
2013 Parnelli



The Who | LD: Tom Kenny

OUTPUT	
Source	16 LEDs (tri-color RGB) 27 W, (2 A), 50,000 hours
Beam Angle	45°
Field Angle	75°
Illuminance	484 lux @ 5 m
DYNAMIC EFFECTS	
Virtual Gobo Wheel	Yes
Pattern Macros	Yes
Independent Foreground/Background Color Control	Yes
ELECTRICAL	
AC Voltage Range	100 to 240 VAC, 50/60 Hz (auto-ranging)
Power Consumption 120 V, 60 Hz	401 W, 3.35 A
Power Consumption 120 V, 60 Hz	393 W, 1.90 A
Power Consumption 230 V, 50 Hz	394 W, 1.71 A
Power Linking	4 units @ 120 V; 7 units @ 208 V; 8 units @ 230 V
CONTROL	
Control Protocol	Art-Net™, Kling-Net and DMX
DMX Channels	3, 5, 9, 48, or 53
Art-Net™ Channels	48
Built-in Automated Programs	Yes
PHYSICAL	
Dimensions	18.25 x 18.25 x 8.27 in (463.6 x 463.6 x 210 mm)
Weight	26.6 lb (12.07 kg)
Power Connection	Neutrik® powerCON® power input and output connector
Control Connection	3- and 5-pin XLR, Neutrik® etherCON®
Mounting	Professional Clamps (See page 124)
LISTINGS	
Certification(s)	CE, MET
Environment	IP20, dry location
OPTIONAL ACCESSORIES	
Power Cabling	Neutrik® powerCON® power cord (See page 125)
Data Cabling	Neutrik® etherCON® page (See page 125)
Software	Arkaos MediaMaster Express

RGB Color Mixing





Épix Drive 2000 IP is IP65 outdoor-rated and hosts the processing and power supply for the Épix IP and Tour system. With a maximum capacity of 2000 LEDs, Épix Drive 2000 IP supports Art-Net, Kling-Net, and sACN, giving you a variety of control options. Thanks to an integrated web server, you can remotely diagnose, troubleshoot, and change settings as needed without having to directly access the Épix fixtures. Using the new 7 and 8 channel operating modes you can quickly and easily configure and program shows in minutes with minimal time/effort to create stunning looks.

OUTPUT	
Control Channels	Art-net, sACN: 7, 8, 15, 30, 60, or 300
Outputs	2 4-pin XLR connectors for power/data output
Maximum LEDs supported	2,000 LEDs
Function	Provides power and data for Épix IP and Épix Tour products
ELECTRICAL	
Voltage Range	100 to 240 VAC, 50/60 Hz (auto-ranging)
Power Consumption 120 V, 60 Hz	530 W, 4.68 A
Power Consumption 208 V, 60 Hz	560 W, 2.69 A
Power Consumption 230 V, 50 Hz	558 W, 2.50 A
Power Linking	3 units @ 120 V; 5 units @ 208 V; 5 units @ 230 V
Maximum Load	10 Épix Strip IP, 20 Épix Strip IP 50, 18 Épix Strip Tour, 36 Épix Strip Tour 50, 6 Épix Bar Tour (per output)
CONTROL	
Control Protocol	Art-Net™, Kling-Net, sACN (streaming ACN)
Max distance-Épix Drive & last Épix	300 ft (91 m)
Max distance-Épix Drive & first Épix	200 ft (60 m)
Max distance-Épix Tour & Épix Tour	75 ft (23 m)
Automatic Sensing/Mapping of Épix	Yes
PHYSICAL	
Dimensions	10.55 x 3.30 x 10.35 in (268 x 84 x 263 mm)
Weight	12 lb (5.4 kg)
Power Connection	Seetronic powerkon IP65 power input and output
Control Connection	Seetronic Etherkon IP65 (2)
LISTINGS	
Certification(s)	CE, MET
Environment	IP65, outdoor/wet, with pressure equalizing M12 GORE® valve
OPTIONAL ACCESSORIES	
Power Cabling	Seetronic Powerkon IP65 power linking cables
Data Cabling	IP 4-Pin XLR (output), Seetronic Etherkon IP65 (input)
Fixture Hardware	SC-07 (Safety Cable)
Mounting Option	M12
Professional Clamps	CTC-50HC, CTC-50HCN, CTC-50G (See page 124)



Épix Strip IP is a dynamic IP65 outdoor-rated, pixel-mapping 1-meter LED strip fixture featuring 100 LEDs in a row. Ideal for festivals, concert touring, and installations, this versatile fixture comes with dome and flat accessories and stunning pre-built content to allow you to easily configure and program shows in minutes with minimum time/effort for sizzling looks. Power and control it through our Épix Drive 2000 IP on Art-Net, Kling-Net, or sACN (streaming ACN).

OUTPUT	
Source	100 LEDs (tri-color RGB) SMD 5050, 50,000 hours
Pixel Pitch	10 mm
Display Refresh Rate	4.8 KHz
Viewing Angle	(with filter) 160°
ELECTRICAL	
Voltage Range	48 VDC
Power Consumption 120 V, 60 Hz	35 W, 0.29 A
Power Consumption 208 V, 60 Hz	44 W, 0.21 A
Power Consumption 230 V, 50 Hz	44 W, 0.20 A
Linking	10 inline Épix Strip IP per port
CONTROL	
Required Controller	Épix Drive 2000 IP
Control Channels	300
PHYSICAL	
Dimensions	39.37 x 3.93 x 1.33 in (1,000 x 100 X 34 mm)
Weight	6 lb (2.7 kg)
Power/Control Connection	IP 4-pin XLR
Mounting	M12
LISTINGS	
Certification(s)	CE, MET
Environment	IP65, temporary outdoor/wet use
ACCESSORIES	
Included	Milky White Square Filter (installed), Black Stealth Filter, Milky White Dome Filter
Required	Épix Drive 2000 IP
OPTIONAL ACCESSORIES	
Software	ArKaos Media Master Express + KN software
Data Cabling	IP rated 4-Pin XLR cables
Fixture Hardware	SC-07 (Safety Cable)
Professional Clamps	CTC-50HC, CTC-50HCN, CTC-50G (See page 124)



Épix Strip IP 50 is an IP65 outdoor-rated pixel-mapping ½ meter LED strip fixture, featuring 50 LEDs. Ideal for use in tight spaces, this versatile fixture also comes with dome and flat accessories and stunning pre-built content to allow you to easily configure and program shows in minutes with minimum time/effort. Power and control it through our new Épix Drive 2000 IP on Art-Net, Kling-Net, or sACN (streaming ACN).

OUTPUT	
Source	50 LEDs (tri-color RGB) SMD 5050, 50,000 hours
Pixel Pitch	10 mm
Display Refresh Rate	4.8 KHz
Viewing Angle	(with filter) 160°
ELECTRICAL	
Voltage Range	48 VDC
Power Consumption 120 V, 60 Hz	16 W, 0.13
Power Consumption 208 V, 60 Hz	17 W, 0.08
Power Consumption 230 V, 50 Hz	17 W, 0.07
Linking	20 inline Épix Strip IP per port
CONTROL	
Required Controller	Épix Drive 2000 IP
Control Channels	150
PHYSICAL	
Dimensions	19.68 x 1.33 x 3.93 in (500 x 34 X 100 mm)
Weight	3.4 lb (1.5 kg)
Power/Control Connection	IP 4-pin XLR
Mounting	M12
LISTINGS	
Certification(s)	CE, MET
Environment	IP65, temporary outdoor/wet use
ACCESSORIES	
Included	Black Stealth Filter, Milky White Dome Filter
Required	Épix Drive 2000 IP
OPTIONAL ACCESSORIES	
Software	ArKaos Media Master Express + KN software
Data Cabling	IP rated 4-Pin XLR cables
Fixture Hardware	SC-07 (Safety Cable)
Professional Clamps	CTC-50HC, CTC-50HCN, CTC-50G (See page 124)


ÉPIX

Épix is a line of punchy and intuitive pixel-mapping fixtures that work seamlessly with ArKaos MediaMaster on the Kling-Net protocol, eliminating the need for expensive video converters and providing the capability to automatically configure real-time video. The Épix line also works with Kling-Net, Art-Net and sACN. All Épix can be physically connected with integrated, interlocking, and load bearing hardware to create an endless variety of unique presentations.



Épex Drive 900 hosts the processing and power supply for the Épex Tour system. It supports either 18 Épex Strip Tours or 6 Épex Bar Tours, or any combination of the two, with a total capacity of 900 LEDs. Épex Drive 900 supports Art-Net, Kling-Net, and sACN, giving you a variety of control options. Thanks to an integrated web server, you can remotely diagnose, troubleshoot, and change settings as needed without having to directly access the Épex lights.

OUTPUT	
Control Channels	Art-net, sACN: 7, 8, 15, 30, 60, or 300
Outputs	1 4-pin XLR connectors for power/data output
Maximum LEDs supported	900 LEDs
Function	Provides power and data for Épex Tour products
ELECTRICAL	
Voltage Range	100 to 240 VAC, 50/60 Hz (auto-ranging)
Power Consumption 120 V, 60 Hz	299 W, 2.53 A
Power Consumption 208 V, 60 Hz	299 W, 1.44 A
Power Consumption 230 V, 50 Hz	299 W, 1.31 A
Power Linking	6 units @ 120 V; 11 units @ 208 V; 12 units @ 230 V
Maximum Load	18 Épex Strip Tour, 36 Épex Strip Tour 50, 6 Épex Bar Tour (per output)
CONTROL	
Control Protocol	Art-Net™, Kling-Net, sACN (streaming ACN)
Max distance between Épex Drive & last Épex	300 ft (91 m)
Max distance between Épex Drive & first Épex	200 ft (60 m)
Max distance between Épex Tour & Épex Tour	75 ft (23 m)
Automatic Sensing/Mapping of Épex Units	Yes
PHYSICAL	
Dimensions	11.2 x 7.6 x 2 in (283 x 193 x 50 mm)
Weight	5.4 lb (2.5 kg)
Power Connection	Neutrik® powerCON® power input and output connector
Control Connection	Neutrik® etherCON (2)
LISTINGS	
Certification(s)	CE, MET
Environment	IP20, dry location
OPTIONAL ACCESSORIES	
Power Cabling	Neutrik® powerCON® power cord (See page 125)
Data Cabling	4-Pin XLR (See page 125)
Fixture Hardware	SC-07 (Safety Cable)
Mounting Option	M12
Professional Clamps	CTC-50HC, CTC-50HCN, CTC-50G (See page 124)



Épex Bar Tour is a pixel-mapping 1-meter LED bar, featuring 150 LEDs in three rows and a 125° viewing angle. Use the Épex Drive 900 to power and control it on Art-Net, Kling-Net, or sACN (streaming ACN).

OUTPUT	
Source	150 LEDs (tri-color RGB) SMD 5050, 50,000 hours
Pixel Pitch	20 mm
Display Refresh Rate	4.7 KHz
Viewing Angle	125°
ELECTRICAL	
Voltage Range	48 VDC
Power Consumption 120 V, 60 Hz	50 W, 0.42 A
Power Consumption 208 V, 60 Hz	50 W, 0.24 A
Power Consumption 230 V, 50 Hz	50 W, 0.21 A
Linking	6 per Épex Drive 900, 12 per port
CONTROL	
Required Controller	Épex Drive 900, 2000 IP
Control Channels	450
PHYSICAL	
Dimensions	39.4 x 4.7 x 2.4 in (1000 x 120 x 60 mm)
Weight	4.54 lb (2.1 kg)
Power/Control Connection	4-pin XLR
Mounting	M12
LISTINGS	
Certification(s)	CE, MET
Environment	IP20, dry location
ACCESSORIES	
Included	Black Stealth Filter (installed) white frost filter
Required	Épex Drive 900, Épex Drive 2000 IP
OPTIONAL ACCESSORIES	
Software	ArKaos MediaMaster Express + KN software
Data Cabling	4-Pin XLR cables
Fixture Hardware	SC-07 (Safety Cable)
Professional Clamps	CTC-50HC, CTC-50HCN, CTC-50G (See page 124)



Épex Strip Tour is a pixel-mapping 1-meter LED strip, featuring 50 LEDs in a row and a 125° viewing angle. Power and control it through the Épex Drive 900 on Art-Net, Kling-Net, or sACN (streaming ACN).

OUTPUT	
Source	50 LEDs (tri-color RGB) SMD 5050, 50,000 hours
Pixel Pitch	20 mm
Display Refresh Rate	4.7 KHz
Viewing Angle	125°
ELECTRICAL	
Voltage Range	48 VDC
Power Consumption 120 V, 60 Hz	17 W, 0.14 A
Power Consumption 208 V, 60 Hz	17 W, 0.08 A
Power Consumption 230 V, 50 Hz	17 W, 0.07 A
Linking	18 per Épex Drive 900, 36 per port
CONTROL	
Required Controller	Épex Drive 900, 2000 IP
Control Channels	150
PHYSICAL	
Dimensions	39.4 x 4.7 x 1.2 in (1000 x 120 x 30 mm)
Weight	3.44 lb (1.56 kg)
Power/Control Connection	4-pin XLR
Mounting	M12
LISTINGS	
Certification(s)	CE, MET
Environment	IP20, dry location
ACCESSORIES	
Included	Black Stealth Filter (installed) white frost filter
Required	Épex Drive 900, Épex Drive 2000 IP
OPTIONAL ACCESSORIES	
Software	ArKaos MediaMaster Express + KN software
Data Cabling	4-Pin XLR cables
Fixture Hardware	SC-07 (Safety Cable)
Professional Clamps	CTC-50HC, CTC-50HCN, CTC-50G (See page 124)



Épex Strip Tour 50 is a pixel-mapping ½ meter LED strip fixture, featuring 25 LEDs in a row. Power and control it through the Épex Drive 900 on Art-Net Kling-Net or sACN (streaming ACN).

OUTPUT	
Source	25 LEDs (tri-color RGB) SMD 5050, 50,000 hours
Pixel Pitch	20 mm
Display Refresh Rate	4.7 KHz
Viewing Angle	125°
ELECTRICAL	
Voltage Range	48 VDC
Power Consumption 120 V, 60 Hz	7 W, 0.05 A
Power Consumption 208 V, 60 Hz	8 W, 0.05 A
Power Consumption 230 V, 50 Hz	9 W, 0.03 A
Linking	36 per Épex Drive 900, 72 per port
CONTROL	
Required Controller	Épex Drive 900, 2000 IP
Control Channels	75
PHYSICAL	
Dimensions	19.68 x 1.2 x 4.7 in (500 x 30.5 x 119.5 mm)
Weight	2 lb (1kg)
Power/Control Connection	4-pin XLR
Mounting	M12
LISTINGS	
Certification(s)	CE, MET
Environment	IP20, dry location
ACCESSORIES	
Included	Black Stealth Filter (installed) white frost filter
Required	Épex Drive 900, Épex Drive 2000 IP
OPTIONAL ACCESSORIES	
Software	ArKaos MediaMaster Express + KN software
Data Cabling	4-Pin XLR cables
Fixture Hardware	SC-07 (Safety Cable)
Professional Clamps	CTC-50HC, CTC-50HCN, CTC-50G (See page 124)



NEW

Épix Flex Drive controls the ÉPIX Flex 20 with 2 plug and play outputs that drive up to 4 ÉPIX Flex 20 at 960 LEDs each. Adding ÉPIX Flex Boost to each output doubles the capacity of the drive to 1920 LEDs or 8 ÉPIX Flex 20, which reduces cost per linear feet. To ease installation, ÉPIX Flex Drive allows for 75ft of extension cables between it and the first ÉPIX Flex 20. Use either pixel control or its simplified 17 / 34-channel control personalities to support changing colors and built-in automatic programs. Webserver is supported for remote configuration and for firmware updates.

OUTPUT	
Control Channels	Art-net, sACN: 17, 34, PIXEL
Outputs	2 3-pin IP65 FLEX cable pigtailed for power/data output
Maximum LEDs supported	1,920 LEDs
Function	Provides power and data for Épix Flex 20 products
ELECTRICAL	
Voltage Range	100 to 240 VAC, 50/60 Hz (auto-ranging)
Power Consumption 120 V, 60 Hz	326 W, 2.75 A
Power Consumption 208 V, 60 Hz	314 W, 1.64 A
Power Consumption 230 V, 50 Hz	312 W, 1.50 A
Maximum Load	2 Épix Flex 20 (per output) (4 total) (without Épix Flex Boost)
CONTROL	
Control Protocol	DMX, RDM, Art-Net™, sACN (streaming ACN)
Max distance between epix flex drive and last epix flex 20	215 ft (65 m)
Max distance between epix flex drive and last epix flex 20	75 ft (23 m)
Max distance between epix flex 20's	10 ft (3.1 m)
Automatic Sensing/Mapping of Épix Units	No
PHYSICAL	
Dimensions	19 x 17.52 x 1.7 in (483 x 445 x 44 mm)
Weight	6 lb (2.7 kg)
Power Connection	IEC power input connector
Control Connection	RJ45 (2) and 5-pin XLR (2)
LISTINGS	
Certification(s)	CE, MET
Environment	IP20, dry location
OPTIONAL ACCESSORIES	
Data Cabling	IP Flex 3-pin cables, DMX cables
Fixture Hardware	SC-07 (Safety Cable)
Mounting Option	M12
Professional Clamps	CTC-50HC, CTC-50HCN, CTC-50G (See page 124)



IP65 RATED



NEW

Épix Flex Boost is a 24V in-line voltage booster that doubles the capacity of each output on the ÉPIX Flex Drive and the quantity of ÉPIX Flex 20 it controls. There is no need to solder into system with this plug-and-play operation.

OUTPUT	
Outputs	2 3-pin IP65 FLEX cable pigtailed for power/data output
ELECTRICAL	
Voltage Range	100 to 240 VAC, 50/60 Hz (auto-ranging)
Power Consumption 120 V, 60 Hz	240 W, 2.00 A
Power Consumption 208 V, 60 Hz	232 W, 1.20 A
Power Consumption 230 V, 50 Hz	230 W, 1.04 A
Maximum Load	2 additional Épix Flex 20 (per output) (8 total)
PHYSICAL	
Dimensions	11 x 7.5 x 5.25 in (279.4 x 190.5 x 133.35 mm)
Weight	4.4 lb (2 kg)
Power Connection	IEC power input connector
Control Connection	Seetronic powerkon IP65 power input
Max distance between Epix Flex Boost and Epix Flex	30 ft (9 m)
LISTINGS	
Environment	IP65, outdoor/wet, with pressure equalizing M12 GORE® valve
OPTIONAL ACCESSORIES	
Power Cabling	Seetronic Powerkon IP65 power linking cables
Data Cabling	IP Flex 3-pin cables, DMX cables
Fixture Hardware	SC-07 (Safety Cable)
Mounting Option	M12
Professional Clamps	CTC-50HC, CTC-50HCN, CTC-50G (See page 124)



IP67 RATED



NEW

Épix Flex 20 is a durable, outdoor-rated LED flexible strip that extends 5 meters and can be cut and prolonged without compromising its IP67 rating. This allows it to line even the most complicated spaces. 240 individually controllable RGB LEDs allow for a variety of color-changing options that can be dimmed and brightened as you see fit, and pixel-mapped for showing video and/or motion graphics. The unit's reliable plug-and-play 24 V system allows for 75ft of extension between the first ÉPIX Flex 20 and the ÉPIX Flex Drive, which is required for operation and controls up to eight ÉPIX Flex 20 strips. Expect versatile control options including DMX, Art-Net and sACN (streaming ACN) and reduced programming time by tapping into alternate personalities of 17 channel or the pixel personality 720 channels) for use with video servers. 10 mounting brackets are included to ease use in a variety of permanent installations like nightclub or architectural entertainment venues.

OUTPUT	
Source	240 LEDs (tri-color RGB)
Pixel Pitch	20 mm
Viewing Angle	160°
ELECTRICAL	
Voltage Range	24 VDC
Power Consumption 120 V, 60 Hz	79 W, 0.653 A
Power Consumption 208 V, 60 Hz	93 W, 0.450 A
Power Consumption 230 V, 50 Hz	95 W, 0.417 A
Linking	2 Épix Flex 20 (per port) (4 total) (without Épix Flex Boost); 2 additional Épix Flex 20 (per port) (8 total)
CONTROL	
Required Controller	Épix Flex Drive
Control Channels	720
PHYSICAL	
Dimensions	196.85 x 0.55 x 0.2 in (5,000 x 14 x 5 mm)
Weight	1.2 lb (0.6 kg)
Power/Control Connection	3-pin IP65 FLEX
Mounting	15 mm mounting brackets with screws (included)
LISTINGS	
Certification(s)	CE, MET
Environment	IP67, outdoor/wet use
ACCESSORIES	
Included	Mounting brackets, Termination kit
Required	Épix Flex Drive
OPTIONAL ACCESSORIES	
Software	ArKaos Media Master Express + KN software
Data Cabling	3-pin IP65 FLEX cable pigtailed for power/data output

Available IP Flex Extension Cables



STRIKE

Strike fixtures are high impact strobe and blinder effects using the latest in LED technology. They also answer today's demand for multi-functional fixtures with the ability to double as bright floodlights. In addition, they save time and energy consumption with power linking and the ease of running several units on the same circuit - at 100 ~ 240V.



STRIKE 1




Strike 1 is a big, bold, outdoor-ready blinder powered by an intense 230 W warm white LED source. It is also an awesome strobe and a wide area floodlight. Its IP rated fan keeps it cool enough for use as a wash while IP rated direct power and DMX connections eliminate undesirable whips. An emulated “amber shift” warms the Color Temperature of the light as it dims to mimic incandescent lights perfectly.



Included Gel Frame and Gel Frame Holder



Counting Crows



Dierks Bentley

OUTPUT	
Source	1 LED (WW) 230 W, (4.1 A), 50,000 hours 8 LEDs (Amber) 2 W, (0.7 A), 50,000 hours
Color Temperature	2688 K (at full), 1941 K (at 10%)
Beam Angle	30°
Field Angle	51°
Illuminance	1,119 lux @ 5 m
Strobe Rate	0 to 25 Hz
CONTROL	
Control Channels	DMX: 3, 4, 5, 6
Protocols	DMX, RDM
Dimming	4 selectable dimming curves
Built-in Automated Programs	Yes
ELECTRICAL	
AC Voltage Range	100 to 240 V, 50/60 Hz (auto-ranging)
Power Consumption 120 V, 60 Hz	266 W, 2.21 A
Power Consumption 230 V, 50 Hz	258 W, 1.20 A
Fuse	T 5 A, 250 V
Power Linking	6 units @ 120 V; 10 units @ 208 V; 11 units @ 230 V
PHYSICAL	
Dimensions	14.96 x 7.40 x 14.61 in (380 x 188 x 371 mm)
Weight	18.8 lb (8.6 kg)
Power Connection	Seetronic® Powerkon IP65 power input and output connector
Control Connection	5-pin IP65 XLR DMX input and output connectors
LISTINGS	
Certification(s)	CE
Environment	IP65, outdoor/wet, with pressure equalizing M12 GORE® valve
INCLUDED ACCESSORIES	
Fixture Hardware	Multi-bracket for multi-fixture banks
Fixture Hardware	Gel Frame Holder
Fixture Hardware	Gel Frame
OPTIONAL ACCESSORIES	
Power Cables	IP Rated Seetronic® Powerkon extension cables (See page 125)
Data Cables	5-pin IP65 XLR DMX cables
Fixture Hardware	SC-07 (Safety Cable), STRIKE 1 Barndoor
Professional Clamps	CTC-50HC, CTC-50HCN, CTC-50G (See page 124)



Shown with optional STRIKE 1 Barn Door (Sold separately)



Included Multi-bracket

STRIKE P38



NEW

Strike P38 is a compact, punchy and outdoor-ready blinder and strobe powered by a 90 W warm white LED source. An emulated “amber shift” warms the Color Temperature of the light as it dims to perfectly mimic incandescent lights. The unit’s IP-rated fan keeps it cool enough for use as a wash, while IP-rated direct power and DMX connections eliminate undesirable whips. Control it with adjustable PWM and RDM for added flexibility.



IP65 RATED



OUTPUT	
Source	1 LED (WW) 90 W, (1.19 A), 2688 K, 50,000 hours life expectancy 8 LEDs (Amber) 5 W, (0.07 A), 50,000 hours life expectancy
Color Temperature (at full)	2754 K
Color Temperature (at 10%)	1899 K
Beam Angle	27°
Field Angle	51°
Illuminance	325 lux @ 5 m
Strobe Rate	0 to 29 Hz
CONTROL	
Control Channels	DMX: 3, 4, 5 or 6
Protocols	DMX, RDM
Dimming	4 selectable dimming curves
Built-in Automated Programs	Yes
ELECTRICAL	
AC Voltage Range	100 to 240 VAC, 50/60 Hz (auto-ranging)
Power Consumption 120 V, 60 Hz	54 W, .449 A
Power Consumption 208 V, 60 Hz	56 W, .267 A
Power Consumption 230 V, 50 Hz	58 W, .245 A
Power Linking	30 units @ 120 V; 50 units @ 208 V; 55 units @ 230 V
PHYSICAL	
Dimensions	11.93 x 10.27 x 7.25 in (303 x 261 x 184 mm)
Weight	8.4 lb (3.8 kg)
Power Connection	Seetronic® Powerkon IP65 power input and output connector
Control Connection	5-pin IP65 XLR DMX input and output connectors
LISTINGS	
Certification(s)	CE
Environment	IP65, temporary outdoor/wet use
INCLUDED ACCESSORIES	
	Gel Frame
OPTIONAL ACCESSORIES	
Power Cables	IP Rated Seetronic® Powerkon extension cables (See page 125)
Data Cables	5-pin IP65 XLR DMX cables
Fixture Hardware	Ovation F 159 mm Barn Door
Professional Clamps	CTC-50HC, CTC-50HCN, CTC-50G (See page 124)



Shown with optional Ovation F 159 mm Barn Door (Sold separately)

Included Gel Frame and Gel Frame Holder



STRIKE 4



Strike 4 is an electrifying audience blinder and strobe with four high-power 100 W COB LEDs housed in independently focusable pods. It's the go-to-choice for high energy automated strobe effects and its smooth 16-bit dimming curve facilitates incandescent-style fades. Its adjustable PWM is ideal in film and studio applications. Strike 4 comes standard with basic and advanced control personalities for flexibility in programming, and an easy-to-read OLED display for quick onboard adjustments.



Macklemore & Ryan Lewis | LD: Paul "Arlo" Guthrie | Photo: TOSS.Film & Design

OUTPUT	
Source	4 LEDs (WW) 100 W, (2.3 A), 50,000 hours
Color Temperature	3096 K
Beam Angle	49°
Field Angle	79°
Illuminance	1000 lux @ 5 m (Total), 242 lux @ 5 m (per cell)
Strobe Rate	0 to 30 Hz
CONTROL	
Control Channels	1, 3, 4 or 9
Protocols	DMX, RDM
Dimming	4 selectable dimming curves
Built-in Automated Programs	Yes
Pan Adjustment	Pan: 24° manual adjustment per pod
ELECTRICAL	
AC Voltage Range	100 to 240 VAC, 50/60 Hz (auto-ranging)
Power Consumption 120 V, 60 Hz	301 W, 2.49 A
Power Consumption 230 V, 50 Hz	286 W, 1.29 A
Power Linking	5 units @ 120 V; 9 units @ 208 V; 10 units @ 230 V
PHYSICAL	
Dimensions	14.2 x 6.4 x 14.2 in (362 x 163 x 362 mm)
Weight	19 lb (8.7 kg)
Power Connection	Neutrik® powerCON® power input and output connector
Control Connection	5-pin XLR DMX input and output connectors
LISTINGS	
Certification(s)	CE, MET
Environment	IP20, dry location
OPTIONAL ACCESSORIES	
Power Cables	Neutrik® powerCON extension cables (See page 125)
Data Cables	5-pin DMX Cables
Fixture Hardware	SC-07 (Safety Cable)
Professional Clamps	CTC-50HC, CTC-50HCN, CTC-50G (See page 124)

STRIKE SABER



NEW

Strike Saber is a powerful blinder, footlight or tunable warm-white wash powered by 10 17 W bi-color (WW/Amber) LEDs. It's also pixel-mappable for awesome chase and strobe effects. An emulated "amber shift" warms the Color Temperature of the light as it dims to perfectly mimic incandescent lights. This dynamic batten also comes with a floorplate for easy ground level mounting and includes RDM control and 16-bit dimming for smooth, perfect fades.



OUTPUT	
Source	10, LEDs (Warm White/Amber) 17 W, (310 mA), 3134 K, 50,000 hours life expectancy
Color Temperature (at full)	3134 K
Beam Angle Vertical	15° x 10°
Field Angle Vertical	30° x 35°
Illuminance	2,466 lux @ 5 m
Strobe Rate	0 to 27 Hz
CONTROL	
Control Channels	DMX: 3, 5, 6, 8, 9, 21 or 27
Protocols	DMX, RDM
Dimming	4 selectable dimming curves
Built-in Automated Programs	Yes
ELECTRICAL	
AC Voltage Range	100 to 240 VAC, 50/60 Hz (auto-ranging)
Power Consumption 120 V, 60 Hz	174 W, 1.434 A
Power Consumption 208 V, 60 Hz	172 W, .829 A
Power Consumption 230 V, 50 Hz	170 W, .741 A
Power Linking	9 units @ 120 V; 16 units @ 208 V; 18 units @ 230 V
PHYSICAL	
Dimensions	39.3 x 3.08 x 6.18 in (1000 x 78.4 x 157 mm)
Weight	14.6 lb (6.7 kg)
Power Connection	Neutrik® powerCON® power input and output connector
Control Connection	5-pin IP65 XLR DMX input and output connectors
LISTINGS	
Certification	CE
Environment	IP20, dry location
OPTIONAL ACCESSORIES	
Power Cables	Neutrik® powerCON® power linking cables (See page 125)
Data Cables	5-pin DMX Cables
Fixture Hardware	SC-07 (Safety Cable)
Professional Clamps	CTC-50HC, CTC-50HCN, CTC-50G (See page 124)

OVATION

Ovation LED-fitted luminaires are meticulously crafted to meet the exacting standards of theatrical and studio lighting. Styled after conventional theatrical fixtures, the line rivals incandescent counterparts in terms of overall quality, crispness of output, and flattering warm looks. It outperforms them in energy savings, silent operation and coolness to the touch. Selectable dimming curves facilitate compatibility with existing inventories, offering a fantastic opportunity to profitably update aging theatrical installations without compromising excellence.

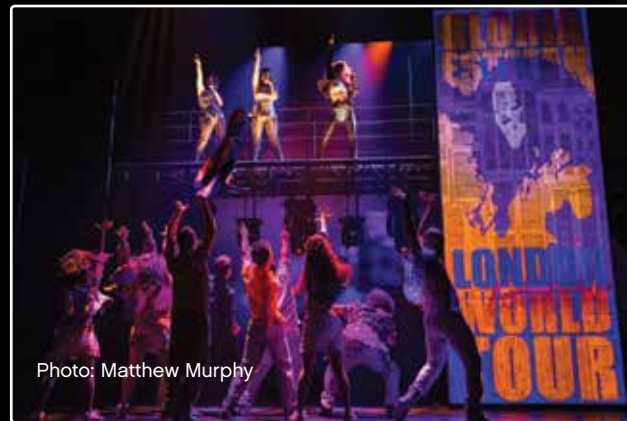



Photo: Matthew Murphy



OVATION B-2805FC



Ovation B-2805FC is the first batten-style fixture to take advantage of the extended color capabilities of the RGBA-Lime color mixing system. Control is easier than ever thanks to the incorporation of RDM, Art-Net™ and sACN in addition to standard DMX control. For maximum flexibility, up to 10 sections can be controlled individually while its easily accessible Virtual Color Wheel and Color Temperature presets make programming a breeze. An included holographic filter locks into place for enhanced wall/cyc grazing ability.



Shown with Cyc wash filter

OUTPUT	
Source	280 LEDs (60 red, 60 green, 60 blue, 40 amber, 60 lime) 3 W, (650 mA) 50,000 hours
CRI	80
Installed Optic(s)	20°
Beam Angle	25° x 20°
Beam Angle w/Included Cyc Wash Filter	52° x 20°
Field Angle	42° x 40°
Field Angle w/Included Cyc Wash Filter	83° x 40°
Illuminance	5,586 lux @ 5 m
Illuminance W/Included Cyc Wash Filter	2,320 lux @ 5 m
Color Temperature	2,800 to 10,000 K
ELECTRICAL	
Voltage Range	100 to 240 VAC, 50/60 Hz (auto-ranging)
Power Consumption 120 V, 60 Hz	620 W, 5.16 A
Power Consumption 230 V, 50 Hz	597 W, 2.76 A
Power Linking	2 units @ 120 V; 4 units @ 230 V
CONTROL	
Control Channels	DMX Channels: 1 Cell: 3, 4, 5, 8, 9, 10, 10, 17 2 Cell: 6, 8, 10, 15, 17, 19, 20, 31 5 Cell: 15, 20, 25, 33, 38, 43, 50, 70 10 Cell: 30, 40, 50, 63, 73, 83, 100, 135 Art-Net™ Channels: 1 Cell: 3, 4, 5, 8, 9, 10, 10, 17 2 Cell: 6, 8, 10, 15, 17, 19, 20, 31 5 Cell: 15, 20, 25, 33, 38, 43, 50, 70 10 Cell: 30, 40, 50, 63, 73, 83, 100, 135*
Protocols	DMX, RDM, Art-Net™, sACN
Selectable PWM	Yes
PHYSICAL	
Dimensions	69 x 8.26 x 8.13 in (1,753 x 210 x 207 mm)
Weight	45.4 lb (20.5 kg)
Power Connection	Neutrik® powerCON® power input and output connector
Control Connection	3- and 5-pin XLR DMX input and output connectors, Amphenol etherCON® Compatible
LISTINGS	
Certification(s)	CE, MET
Environment	IP20, dry location
INCLUDED ACCESSORIES	
Fixture Hardware	Cyc wash filter
OPTIONAL ACCESSORIES	
Power Cables	Neutrik® powerCON® extension cables
Data Cables	3- and 5-pin XLR DMX cables, Neutrik® etherCON® extension cables
Fixture Hardware	SC-07 (Safety Cable)
Professional Clamps	CTC-50HC, CTC-50HCN, CTC-50G (See page 124)
Flight Case	CP6CASEOB2805

Protect your fixture during transport with the available **CP6CASEOB2805** flight case.





RGBAL Color Mixing



OVATION B-1965FC



Ovation B-1965FC takes advantage of the extended color capabilities and superior color renderings of the RGBA-Lime color mixing system to offer an ideal 1.2 m batten for stage and theatre lighting. It responds to RDM, Art-Net™ and sACN in addition to standard DMX control. Up to seven sections can be controlled individually for maximum flexibility. An easily accessible Virtual Color Wheel and Color Temperature Presets make programming a breeze. It comes with a holographic filter that easily locks into place for enhanced wall/cyc grazing ability.



Shown with Cyc wash filter

OUTPUT	
Source	196 LEDs (42 red, 42 green, 42 blue, 28 amber, 42 lime) 3 W, (650 mA) 50,000 hours
CRI	80
Installed Optic(s)	20°
Beam Angle	24° x 21°
Beam Angle w/Included Cyc Wash Filter	44° x 22°
Field Angle	41° x 37°
Field Angle w/Included Cyc Wash Filter	75° x 41°
Illuminance	5,000 lux @ 5 m
Illuminance W/Included Cyc Wash Filter	1,720 lux @ 5 m
Color Temperature	2800 to 10000 K
ELECTRICAL	
Voltage Range	100 to 240 VAC, 50/60 Hz (auto-ranging)
Power Consumption 120 V, 60 Hz	422 W, 3.52 A
Power Consumption 230 V, 50 Hz	424 W, 1.84 A
Power Linking	3 units @ 120 V; 7 units @ 230 V
CONTROL	
Control Channels	DMX Channels: 1 Cell: 3, 3, 4, 5, 8, 9, 10, 10, 17 7 Cell: 21, 28, 35, 45, 52, 59, 70, 96 Art-Net Channels: 1 Cell: 3, 3, 4, 5, 8, 9, 10, 10, 17 7 Cell: 21, 28, 35, 45, 52, 59, 70, 9
Protocols	DMX, RDM, Art-Net™, sACN
Selectable PWM	Yes
PHYSICAL	
Dimensions	48.43 x 8.27 x 8.15 in (1,230 x 210 x 207 mm)
Weight	32 lb (14.5 kg)
Power Connection	Neutrik® powerCON® power input and output connector
Control Connection	3- and 5-pin XLR DMX input and output connectors, Amphenol etherCON® Compatible
LISTINGS	
Certification(s)	CE, MET
Environment	IP20, dry location
INCLUDED ACCESSORIES	
Fixture Hardware	Cyc wash filter
OPTIONAL ACCESSORIES	
Power Cables	Neutrik® powerCON® extension cables
Data Cables	3- and 5-pin XLR DMX cables, Neutrik® etherCON® extension cables
Professional Clamps	CTC-50HC, CTC-50HCN, CTC-50G (See page 124)
Flight Case	CP6CASEOB1965

Protect your fixture during transport with the available **CP6CASEOB1965** flight case.




RGBAL Color Mixing



OVATION B-565FC



Ovation B-565FC boasts groundbreaking features such as an RGBA-Lime color system and the incorporation of RDM, Art-Net™ and sACN plus standard DMX for programming and networking options. This little powerhouse not only makes a great batten-style light, but is also a tremendous standard wash. A holographic filter is included and locks into place so the fixture can be used in any orientation with no worry about the filter sliding out.



Shown with Cyc wash filter



OUTPUT	
Source	56 LEDs (12 red, 12 green, 12 blue, 8 amber, 12 lime) 3 W, (650 mA) 50,000 hours
CRI	80
Installed Optic(s)	20°
Beam Angle	19° x 20°
Beam Angle w/Included Cyc Wash Filter	36° x 20°
Field Angle	37° x 37°
Field Angle w/Included Cyc Wash Filter	66° x 40°
Lumens	5,271
Illuminance	1,637 lux @ 5 m
Illuminance W/Included Cyc Wash Filter	470 lux @ 5 m
Color Temperature	2,800 to 10,000 K
ELECTRICAL	
Voltage Range	100 to 240 VAC, 50/60 Hz (auto-ranging)
Power Consumption 120 V, 60 Hz	125 W, 1.04 A
Power Consumption 230 V, 50 Hz	119 W, 0.51 A
Power Linking	13 units @ 120 V; 23 units @ 230 V
CONTROL	
Control Channels	DMX Channels: 1 Cell: 3, 4, 5, 8, 9, 10, 10, 17 2 Cell: 6, 8, 10, 15, 17, 19, 20, 31 Art-Net™ Channels: 1 Cell: 3, 4, 5, 8, 9, 10, 10, 17 2 Cell: 6, 8, 10, 15, 17, 19, 20, 31
Protocols	DMX, RDM, Art-Net™, sACN
Selectable PWM	Yes
PHYSICAL	
Dimensions	13.9 x 7.48 x 8.14 in (355 x 190 x 207 mm)
Weight	11.6 lb (5.3 kg)
Power Connection	Neutrik® powerCON® power input and output connector
Control Connection	3- and 5-pin XLR DMX input and output connectors, Amphenol etherCON® Compatible
LISTINGS	
Certification(s)	CE, MET
Environment	IP20, dry location
INCLUDED ACCESSORIES	
Fixture Hardware	Cyc wash filter
OPTIONAL ACCESSORIES	
Power Cables	Neutrik® powerCON® extension cables
Data Cables	3- and 5-pin XLR DMX cables, Neutrik® etherCON® extension cables
Fixture Hardware	SC-07 (Safety Cable)
Professional Clamps	CTC-50HC, CTC-50HCN, CTC-50G (See page 124)

RGBAL Color Mixing



OVATION C-805FC



Ovation C-805FC uses its RGBA-Lime color palette to render nearly any color with tremendous realism and saturation. Its superb optics ensure an even output. Setup is easier than ever with the addition of RDM, adjustable PWM and an easy to navigate OLED full text display.



OUTPUT	
Source	80 LEDs (20 red, 20 green, 20 blue, 12 amber, 8 lime) 2 to 4 W, (850 mA) 50,000 hours
CRI	80
Beam Angle	40° x 57°
Field Angle	67° x 81°
Lumens	5,587
Illuminance	310 lux @ 5 m
Color Temperature	2800 to 10000 K
ELECTRICAL	
Voltage Range	100 to 240 VAC, 50/60 Hz (auto-ranging)
Power Consumption 120 V, 60 Hz	173 W, 1.47 A
Power Consumption 230 V, 50 Hz	167 W, 0.76 A
Power Linking	9 units @ 120 V; 17 units @ 230 V
CONTROL	
Control Channels	DMX 1 Cell: 3, 4, 5, 8, 9, 10, 17 2 Cell: 6, 8, 10, 15, 17, 19, 20, 31
Protocols	DMX, RDM
Selectable PWM	Yes
PHYSICAL	
Dimensions	15.3 x 12.2 x 11.7 in (390 x 310 x 298 mm)
Weight	22 lb (9.98 kg)
Power Connection	Neutrik® powerCON® power input and output connector
Control Connection	3- and 5-pin XLR DMX input and output connectors
LISTINGS	
Certification(s)	CE, MET
Environment	IP20, dry location
INCLUDED ACCESSORIES	
Hardware	Gel Frames
OPTIONAL ACCESSORIES	
Power Cables	Neutrik® powerCON® extension cables
Data Cables	3- and 5-pin XLR DMX cables
Fixture Hardware	SC-07 Safety Cable; Color Blending Filters: DF60X1D, DF20D
Professional Clamps	CTC-50HC, CTC-50HCN, CTC-50G (See page 124)

RGBAL Color Mixing



OVATION E-910FC



Ovation E-910FC is a high-performance ERS-style fixture with full RGBA-Lime color mixing and Color Temperature presets of 2800 to 6500 K that match the output of a tungsten source to perfection. Control options include full 16-bit dimming (per color and master), selectable PWM, RDM and onboard dimming curve selection. Also accessible is our Virtual Color Wheel which matches popular gel colors.

Available in black or white housing.

RGBAL Color Mixing



Le Dernier Panache | LD: Koert Vermeulen | Photo: Alain Moneger © 2016 Puy du Fou



OUTPUT	
Source	91 LEDs (18 red, 18 green, 19 blue, 18 amber, 18 lime green) 3 W, (1.4 A), 6031 K, 50,000 hours
CRI	82
Available Optic(s)	14°, 19°, 26°, 36°, 50°, 15°-30°, 25°-50° lens tube
Beam Angle 14° Lens Tube	11°
Beam Angle 19° Lens Tube	19°
Beam Angle 26° Lens Tube	24°
Beam Angle 36° Lens Tube	28°
Beam Angle 50° Lens Tube	41°
Beam Angle 15°-30° Zoom Lens Tube	13° to 24°
Beam Angle 25°-50° Zoom Lens Tube	23° to 36°
Field Angle 14° Lens Tube	14°
Field Angle 19° Lens Tube	19°
Field Angle 26° Lens Tube	26°
Field Angle 36° Lens Tube	34°
Field Angle 50° Lens Tube	51°
Field Angle 15°-30° Zoom Lens Tube	15° to 29°
Field Angle 25°-50° Zoom Lens Tube	26° to 50°
Illuminance W/14° Lens Tube	4,420 lux @ 5 m
Illuminance W/19° Lens Tube	2,530 lux @ 5 m
Illuminance W/26° Lens Tube	1,720 lux @ 5 m
Illuminance W/36° Lens Tube	1,020 lux @ 5 m
Illuminance W/50° Lens Tube	457 lux @ 5 m
Illuminance W/15°-30° Zoom Lens Tube	(15°): 4,260 lux @ 5 m; (30°): 1,620 lux @ 5 m
Illuminance W/25°-50° Zoom Lens Tube	(25°): 1,790 lux @ 5 m; (50°): 825 lux @ 5 m
Color Temperature	2800 to 6500 K
ELECTRICAL	
Voltage Range	100 to 240 VAC, 50/60 Hz (auto-ranging)
Power Consumption 120 V, 60 Hz	240 W, 2.0 A
Power Consumption 230 V, 50 Hz	234 W, 1.1 A
Power Linking	6 units @ 120 V; 12 units @ 230 V
CONTROL	
Control Channels	DMX: 3, 5, 7, 10, 12, 13, 15 or HSV
Protocols	DMX, RDM
PHYSICAL	
Dimensions (Engine Only)	19.49 x 11.22 x 19.17 in (495 x 285 x 487 mm)
Weight (Engine Only)	15.4 lb (7.1 kg)
Power Connection	Neutrik® powerCON® power input and output connector
Control Connection	3- and 5-pin XLR DMX input and output connectors
LISTINGS	
Certification(s)	CE, MET
Environment	IP20
OPTIONAL ACCESSORIES	
Power Cables	Neutrik® powerCON® extension cables (See page 125)
Data Cables	3- and 5-pin XLR DMX cables
Fixture Hardware	SC-07 Safety Cable, Ovation 20-Leaf Iris
Gobo Holder	Ovation B-Size Metal Gobo Holder, Ovation B-Size Glass Gobo Holder, Ovation GR-1 IP w/ GR-1 Adapter (See page 125)
Professional Clamps	CTC-50HC, CTC-50HCN, CTC-50G (See page 124)
Optics	14°, 19°, 26°, 36°, 50°, 15°-30°, 25°-50° lens tube
Flight Case	CP6CASEOE260WWIP

Protect your fixture during transport with the available CP6CASEOE260WWIP flight case.



OVATION E-910FC IP

NEW



Ovation E-910FC IP takes the high-performance, full RGBA-Lime color-mixing marvel of the Ovation E-910FC outdoors. Our standard shutter assembly and lenses lend familiarity and ease of use to this IP65 ERS style fixture that offers Color Temperature presets of 2800 to 6500 K that match the output of a tungsten source to perfection. Control options include full bit dimming (per color and master), selectable PWM, RDM and onboard dimming curves selection. Also accessible is our virtual color wheel which matches popular color gels.



IP65 RATED

RGBAL Color Mixing



OUTPUT	
Source	91 LEDs (18 red, 18 green, 19 blue, 18 amber, 18 lime green) 3 W, (722 mA), 50,000 hours
CRI	82
Installed Optic(s)	14°, 19°, 26°, 36°, 50°, 15°-30°, 25°-50° lens tube
Beam Angle 14° Lens Tube	11°
Beam Angle 19° Lens Tube	19°
Beam Angle 26° Lens Tube	24°
Beam Angle 36° Lens Tube	28°
Beam Angle 50° Lens Tube	41°
Beam Angle 15°-30° Zoom Lens Tube	13° to 24°
Beam Angle 25°-50° Zoom Lens Tube	23° to 36°
Field Angle 14° Lens Tube	14°
Field Angle 19° Lens Tube	19°
Field Angle 26° Lens Tube	26°
Field Angle 36° Lens Tube	34°
Field Angle 50° Lens Tube	51°
Field Angle 15°-30° Zoom Lens Tube	15° to 29°
Field Angle 25°-50° Zoom Lens Tube	26° to 50°
Lumens	4,316 (26°)
Illuminance W/14° Lens Tube	4,420 lux @ 5 m
Illuminance W/19° Lens Tube	2,530 lux @ 5 m
Illuminance W/26° Lens Tube	1,720 lux @ 5 m
Illuminance W/36° Lens Tube	1,020 lux @ 5 m
Illuminance W/50° Lens Tube	457 lux @ 5 m
Illuminance W/15°-30° Zoom Lens Tube	(15°): 4,260 lux @ 5 m; (30°): 1,620 lux @ 5 m
Illuminance W/25°-50° Zoom Lens Tube	(25°): 1,790 lux @ 5 m; (50°): 825 lux @ 5 m
Color Temperature	6031 K (at full output)
ELECTRICAL	
Voltage Range	100 to 240 VAC, 50/60 Hz (auto-ranging)
Power Consumption 120 V, 60 Hz	225 W, 1.8 A
Power Consumption 230 V, 50 Hz	241 W, 1.0 A
Power Linking	7 units @ 120 V; 12 units @ 230 V
CONTROL	
Control Channels	4, 6, 8, 11, 13, 14 or 16
Protocols	DMX, RDM
PHYSICAL	
Dimensions (Engine Only)	26 x 11.33 x 10.4 in (660 x 287.9 x 264.6 mm)
Weight (Engine Only)	23.2 lb (10.6 kg)
Power Connection	Seetronic® Powerkon IP65 power input and output connector
Control Connection	5-pin IP65 XLR DMX input and output connectors
LISTINGS	
Certification(s)	CE, MET
Environment	IP65, outdoor/wet, with pressure equalizing M12 GORE® valve
INCLUDED ACCESSORIES	
Fixture Hardware	Soft Focus Filter
OPTIONAL ACCESSORIES	
Power Cables	Seetronic Powerkon power linking cables (See page 125)
Data Cables	5-pin IP65 XLR DMX cables
Fixture Hardware	SC-07 Safety Cable, Ovation 20-Leaf Iris
Gobo Holder	Ovation GR-1 IP Gobo Rotator, Ovation B-Size Metal Gobo Holder, Ovation B-Size Glass Gobo Holder (See page 125)
Professional Clamps	CTC-50HC, CTC-50HCN, CTC-50G (See page 124)
Optics	14°, 19°, 26°, 36°, 50°, 15°-30°, 25°-50° lens tube
Flight Case	CP6CASEOE260WWIP

Protect your fixture during transport with the available CP6CASEOE260WWIP flight case.



OVATION E-930VW

NEW



Ovation E-930VW is a high-performance, variable white ellipsoidal style fixture that utilizes our unique 6-color LED system. This fixture projects a bright, beautifully flat field of light in nearly any temperature of white with high CRI and CQS. Each Color Temperature can be further adjusted for +/- green to perfect the field of light. For times when a splash of color is needed, the fixture can also give you full control of each color of LED as well.

Protect your fixture during transport with the available **CP6CASEOE260WWIP** flight case.



Color Temperature Range



Photo: Dak Dillon

OUTPUT

Source	91 LEDs (6 red, 15 orange-red, 9 green, 12 blue, 10 royal blue, 18 lime) 3 W, (960 mA), 50,000 hours
CRI	88-92
Available Optic(s)	14°, 19°, 26°, 36°, 50°, 15°-30°, 25°-50° lens tube
Beam Angle 14° Lens Tube	12°
Beam Angle 19° Lens Tube	17°
Beam Angle 26° Lens Tube	22°
Beam Angle 36° Lens Tube	27°
Beam Angle 50° Lens Tube	38°
Beam Angle 15°-30° Zoom Lens Tube	10° to 22°
Beam Angle 19°-36° Zoom Lens Tube	20° to 36°
Field Angle 14° Lens Tube	14°
Field Angle 19° Lens Tube	18°
Field Angle 26° Lens Tube	25°
Field Angle 36° Lens Tube	33°
Field Angle 50° Lens Tube	50°
Field Angle 15°-30° Zoom Lens Tube	14° to 29°
Field Angle 19°-36° Zoom Lens Tube	22° to 39°
Lumens	5,485 (26°)
Illuminance W/14° Lens Tube	7,560lux @ 5 m
Illuminance W/19° Lens Tube	3,765 lux @ 5 m
Illuminance W/26° Lens Tube	2,210 lux @ 5 m
Illuminance W/36° Lens Tube	1,296lux @ 5 m
Illuminance W/50° Lens Tube	537 lux @ 5 m
Illuminance W/15°-30° Zoom Lens Tube	(15°): 6,990 lux @ 5 m; (30°):1,815 lux @ 5 m
Illuminance W/19°-36° Zoom Lens Tube	(25°): 2,464 lux @ 5 m; (50°): 975 lux @ 5 m
Color Temperature	2800 to 8000 K

ELECTRICAL

Voltage Range	100 to 240 VAC, 50/60 Hz (auto-ranging)
Power Consumption 120 V, 60 Hz	239 W, 2.0 A
Power Consumption 230 V, 50 Hz	245 W, 1.0 A
Power Linking	5 units @ 120 V; 9 units @ 208 V; 10 units @ 230 V

CONTROL

Control Channels	DMX: 3, 5, 6, 8, 11, 15, 17
Protocols	DMX, RDM
Selectable PWM	Yes

PHYSICAL

Dimensions (Engine Only)	25.04 x 13.54 x 23.22 in (636 x 344 x 590 mm)
Weight (Engine Only)	16.6 lb (7.5 kg)
Power Connection	3- and 5-pin XLR DMX input and output connectors

LISTINGS

Certification(s)	CE, MET
Environment	IP20, dry location

INCLUDED ACCESSORIES

Fixture Hardware	Soft Focus Filter
------------------	-------------------

OPTIONAL ACCESSORIES

Power Cables	Neutrik® powerCON® extension cables (See page 125)
Data Cables	3- and 5-pin XLR DMX cables
Fixture Hardware	SC-07 Safety Cable, Ovation 20-Leaf Iris
Gobo Holder	Ovation B-Size Metal Gobo Holder, Ovation B-Size Glass Gobo Holder, Ovation GR-1 IP w/ GR-1 Adapter (See page 125)
Professional Clamps	CTC-50HC, CTC-50HCN, CTC-50SCL (See page 124)
Optics	14°, 19°, 26°, 36°, 50°, 15°-30°, 25°-50° lens tube
Flight Case	CP6CASEOE260WWIP



NO
MORE WHITE
LIES



NEW Ovation E-930VW



Outstanding Whites
for Exceptionally True Tones

OVATION E-260WW



Ovation E-260WW is powered by a single source 230 W LED that exceeds the output of a 750 W tungsten light source. This warm white ERS-style fixture boasts extremely smooth dimming down to the very bottom of the curve as well as a flat and even field of light for superior gobo projection. Control options like selectable PWM, RDM, and selectable dimming curves round out this virtually silent ellipsoidal.

Available in black or white housing.



Protect your fixture during transport with the available **CP6CASEOE260WWIP** flight case.



Photo: Matthew Murphy

OUTPUT	
Source	1 LED (WW) 230 W, (3.6 A) 50,000 hours
CRI	96
Available Optic(s)	14°, 19°, 26°, 36°, 50°, 15°-30°, 25°-50° lens tube
Beam Angle 14° Lens Tube	11°
Beam Angle 19° Lens Tube	13°
Beam Angle 26° Lens Tube	16°
Beam Angle 36° Lens Tube	20°
Beam Angle 50° Lens Tube	28°
Beam Angle 15°-30° Zoom Lens Tube	12° to 14°
Beam Angle 25°-50° Zoom Lens Tube	21° to 22°
Field Angle 14° Lens Tube	14°
Field Angle 19° Lens Tube	18°
Field Angle 26° Lens Tube	25°
Field Angle 36° Lens Tube	34°
Field Angle 50° Lens Tube	50°
Field Angle 15°-30° Zoom Lens Tube	15° to 29°
Field Angle 25°-50° Zoom Lens Tube	26° to 46°
Lumens	10,284 (26°)
Illuminance W/14° Lens Tube	13,439 lux @ 5 m
Illuminance W/19° Lens Tube	9,256 lux @ 5 m
Illuminance W/26° Lens Tube	6,910 lux @ 5 m
Illuminance W/36° Lens Tube	4,053 lux @ 5 m
Illuminance W/50° Lens Tube	1,703 lux @ 5 m
Illuminance W/15°-30° Zoom Lens Tube	(15°): 16,827 lux @ 5 m; (30°): 10,626 lux @ 5 m
Illuminance W/25°-50° Zoom Lens Tube	(25°): 7,210 lux @ 5 m; (50°): 3,295 lux @ 5 m
Color Temperature	3149 K
ELECTRICAL	
Voltage Range	100 to 240 VAC, 50/60 Hz (auto-ranging)
Power Consumption 120 V, 60 Hz	209 W, 1.70 A
Power Consumption 230 V, 50 Hz	204 W, 1.00 A
Power Linking	8 units @ 120 V; 14 units @ 230 V
CONTROL	
Control Channels	DMX: 1, 2, 3 or 6
Protocols	DMX, RDM
Selectable PWM	Yes
PHYSICAL	
Dimensions (Engine Only)	19.49 x 11.22 x 19.17 in (495 x 285 x 487 mm)
Weight (Engine Only)	15.4 lb (7 kg)
Power Connection	Neutrik® powerCON® power input and output connector
Control Connection	3- and 5-pin XLR DMX input and output connectors
LISTINGS	
Certification(s)	CE, MET
Environment	IP20, dry location
OPTIONAL ACCESSORIES	
Power Cables	Neutrik® powerCON® extension cables
Data Cables	3- and 5-pin XLR DMX cables
Fixture Hardware	SC-07 Safety Cable, Ovation 20-Leaf Iris
Gobo Holder	Ovation B-Size Metal Gobo Holder, Ovation B-Size Glass Gobo Holder, Ovation GR-1 IP w/ GR-1 Adapter (See page 125)
Professional Clamps	CTC-50HC, CTC-50HCN, CTC-50G (See page 124)
Optics	14°, 19°, 26°, 36°, 50°, 15°-30°, 25°-50° lens tube
Flight Case	CP6CASEOE260WWIP

OVATION E-260WW IP



Ovation E-260WW IP takes the brilliant breakthrough concept of the Ovation E-260WW and places it outdoors. Our standard shutter assembly and lenses lend familiarity and ease-of-use to this groundbreaking IP65-rated ERS-style fixture with an output surpassing that of 750 W HPL. This groundbreaking ellipsoidal also boasts extremely smooth dimming down to the very bottom of the curve as well as a flat and even field of light for superior gobo projection. Selectable PWM, RDM, and onboard dimming curves ease setup and programming.



Protect your fixture during transport with the available **CP6CASEOE260WWIP** flight case.



OUTPUT	
Source	1 LED (WW) 230 W, (3.6 A) 50,000 hours
CRI	96
Available Optic(s)	14°, 19°, 26°, 36°, 50°, 15°-30°, 25°-50° lens tube
Beam Angle 14° Lens Tube	11°
Beam Angle 19° Lens Tube	13°
Beam Angle 26° Lens Tube	16°
Beam Angle 36° Lens Tube	20°
Beam Angle 50° Lens Tube	28°
Beam Angle 15°-30° Zoom Lens Tube	12° to 14°
Beam Angle 25°-50° Zoom Lens Tube	21° to 22°
Field Angle 14° Lens Tube	14°
Field Angle 19° Lens Tube	18°
Field Angle 26° Lens Tube	25°
Field Angle 36° Lens Tube	34°
Field Angle 50° Lens Tube	50°
Field Angle 15°-30° Zoom Lens Tube	15° to 29°
Field Angle 25°-50° Zoom Lens Tube	26° to 46°
Illuminance W/14° Lens Tube	14,149 lux @ 5 m
Illuminance W/19° Lens Tube	9,256 lux @ 5 m
Illuminance W/26° Lens Tube	6,910 lux @ 5 m
Illuminance W/36° Lens Tube	4,053 lux @ 5 m
Illuminance W/50° Lens Tube	1,703 lux @ 5 m
Illuminance W/15°-30° Zoom Lens Tube	(15°): 16,827 lux @ 5 m; (30°): 10,626 lux @ 5 m
Illuminance W/25°-50° Zoom Lens Tube	(25°): 7,210 lux @ 5 m; (50°): 3,295 lux @ 5 m
Color Temperature	3149 K
ELECTRICAL	
Voltage Range	100 to 240 VAC, 50/60 Hz (auto-ranging)
Power Consumption 120 V, 60 Hz	221 W, 1.85 A
Power Consumption 230 V, 50 Hz	213 W, 1.01 A
Power Linking	7 units @ 120 V; 13 units @ 230 V
CONTROL	
Control Channels	DMX: 2, 3, 4 or 7
Protocols	DMX, RDM
PHYSICAL	
Dimensions (Engine Only)	19.49 x 11.14 x 18.42 in (495 x 342 x 506 mm)
Weight (Engine Only)	20.2 lb (9.2 kg)
Power Connection	Seetronic® Powerkon IP65 power input and output connector
Control Connection	5-pin IP65 XLR DMX input and output connectors
LISTINGS	
Certification(s)	CE, MET
Environment	IP65
OPTIONAL ACCESSORIES	
Power Cables	Seetronic® Powerkon IP65 extension cables (See page 125)
Data Cables	5-pin IP65 XLR DMX cables
Fixture Hardware	SC-07 Safety Cable, Ovation 20-Leaf Iris, GR-1 IP Rotator
Gobo Holder	Ovation GR-1 IP Gobo Rotator, Ovation B-Size Metal Gobo Holder, Ovation B-Size Glass Gobo Holder (See page 125)
Professional Clamps	CTC-50HC, CTC-50HCN, CTC-50G (See page 124)
Optics	14°, 19°, 26°, 36°, 50°, 15°-30°, 25°-50° lens tube
Flight Case	CP6CASEOE260WWIP

OVATION ED-200WW

NEW



Features Direct Dimming

Ovation ED-200WW brings a 750 W tungsten equivalent warm white intensity and 95 CRI to our exclusive, award-winning Ovation ED range of LED theatrical fixtures, making it the highest power LED ellipsoidal unit that can sense and respond to traditional dimming systems. This high performance ellipsoidal is equally as efficient running on constant power and DMX, as it is when connected directly to a dimming power source. Advanced onboard electronics automatically detect what type of power and data the fixture receives, and it responds accordingly. Retrofit and upgrade to the benefits of LED lighting without being held back by previous investments made in major dimming systems!

OUTPUT	
Source	1 LEDs (WW) 230 W, (3.4 A), 100,000 hours life expectancy
CRI	96
Available Optic(s)	14°, 19°, 26°, 36°, 50°, 15°-30°, 25°-50° lens tube
Beam Angle 14° Lens Tube	11°
Beam Angle 19° Lens Tube	15°
Beam Angle 26° Lens Tube	19°
Beam Angle 36° Lens Tube	25°
Beam Angle 50° Lens Tube	35°
Beam Angle 15°-30° Zoom Lens Tube	11° to 28°
Beam Angle 25°-50° Zoom Lens Tube	23° to 41°
Field Angle 14° Lens Tube	14°
Field Angle 19° Lens Tube	17°
Field Angle 26° Lens Tube	25°
Field Angle 36° Lens Tube	33°
Field Angle 50° Lens Tube	50°
Field Angle 15°-30° Zoom Lens Tube	13° to 23°
Field Angle 25°-50° Zoom Lens Tube	28° to 41°
Lumens	13,224 (26°)
Illuminance W/14° Lens Tube	15,092 lux @ 5 m
Illuminance W/19° Lens Tube	9,118 lux @ 5 m
Illuminance W/26° Lens Tube	6,028 lux @ 5 m
Illuminance W/36° Lens Tube	3,210 lux @ 5 m
Illuminance W/50° Lens Tube	1,445 lux @ 5 m
Illuminance W/15°-30° Zoom Lens Tube	(15°): 15,879 lux @ 5 m; (30°): 5,232 lux @ 5 m
Illuminance W/25°-50° Zoom Lens Tube	(25°): 5,958 lux @ 5 m; (50°): 2,283 lux @ 5 m
Color Temperature	3334 K
ELECTRICAL	
Voltage Range	120/230 VAC, 50/60 Hz (switchable)
Power Consumption 120 V, 60 Hz	250 W, 2.074 A
Power Consumption 230 V, 50 Hz	254 W, 1.103 A
Power Linking	6 units @ 120 V; 12 units @ 230 V
CONTROL	
Control Channels	DMX: 1, 2 or 3
Protocols	DMX, RDM, Dimmer
PHYSICAL	
Dimensions (Engine Only)	21.5 x 15 x 15 in (545 x 380 x 380 mm)
Weight (Engine Only)	17.6 lb (7.9 kg)
Power Connection	Neutrik® powerCON® power input and output connector
Control Connection	3- and 5-pin XLR DMX input and output connectors
LISTINGS	
Certification(s)	CE, MET
Environment	IP20, dry location
OPTIONAL ACCESSORIES	
Power Cables	Neutrik® powerCON® extension cables (See page 125)
Data Cables	3- and 5-pin XLR DMX cables
Fixture Hardware	SC-07 Safety Cable, Ovation 20-Leaf Iris, GR-1 IP Rotator
Gobo Holder	Ovation B-Size Metal Gobo Holder, Ovation B-Size Glass Gobo Holder, Ovation GR-1 IP w/ GR-1 Adapter (See page 125)
Professional Clamps	CTC-50HC, CTC-50HCN, CTC-50G (See page 124)
Optics	14°, 19°, 26°, 36°, 50°, 15°-30°, 25°-50° lens tube
Flight Case	CP6CASEOE260WWIP

OVATION E-160WW



Ovation E-160WW is an energy saving wonder with an output that rivals a tungsten 575 W light source, yet draws only 100 W of power. Dimming is extremely smooth, down to the very bottom of the curve. This virtually silent ellipsoidal projects a flat and even field of light for superior gobo projection. Control options include selectable PWM, RDM, and onboard dimming curve selections.



THEATRICAL / STUDIO

OUTPUT	
Source	1 LED (WW) 88 W, (2.3 A) 50,000 hours
CRI	96
Available Optic(s)	14°, 19°, 26°, 36°, 50°, 15°-30°, 25°-50° lens tube
Beam Angle 14° Lens Tube	8°
Beam Angle 19° Lens Tube	12°
Beam Angle 26° Lens Tube	16°
Beam Angle 36° Lens Tube	20°
Beam Angle 50° Lens Tube	31°
Beam Angle 15°-30° Zoom Lens Tube	10° to 15°
Beam Angle 25°-50° Zoom Lens Tube	18° to 24°
Field Angle 14° Lens Tube	14°
Field Angle 19° Lens Tube	18°
Field Angle 26° Lens Tube	25°
Field Angle 36° Lens Tube	33°
Field Angle 50° Lens Tube	50°
Field Angle 15°-30° Zoom Lens Tube	16° to 29°
Field Angle 25°-50° Zoom Lens Tube	28° to 48°
Lumens	5,458 (26°)
Illuminance W/14° Lens Tube	10,814 lux @ 5 m
Illuminance W/19° Lens Tube	6,253 lux @ 5 m
Illuminance W/26° Lens Tube	3,189 lux @ 5 m
Illuminance W/36° Lens Tube	1,918 lux @ 5 m
Illuminance W/50° Lens Tube	743 lux @ 5 m
Illuminance W/15°-30° Zoom Lens Tube	(15°): 11,201 lux @ 5 m; (30°): 3,739 lux @ 5 m
Illuminance W/25°-50° Zoom Lens Tube	(25°): 3,699 lux @ 5 m; (50°): 1,424 lux @ 5 m
Color Temperature	3031 K
ELECTRICAL	
Voltage Range	100 to 240 VAC, 50/60 Hz (auto-ranging)
Power Consumption 120 V, 60 Hz	103 W, 0.9 A
Power Consumption 230 V, 50 Hz	102 W, 0.5 A
Power Linking	15 units @ 120 V; 28 units @ 230 V
CONTROL	
Control Channels	DMX: 1, 2, or 3
Protocols	DMX, RDM
Selectable PWM	Yes
PHYSICAL	
Dimensions (Engine Only)	19.49 x 11.22 x 19.17 in (495 x 285 x 487 mm)
Weight (Engine Only)	14.2 lb (6.4 kg)
Power Connection	Neutrik® powerCON® power input and output connector
Control Connection	3- and 5-pin XLR DMX input and output connectors
LISTINGS	
Certification(s)	CE, MET
Environment	IP20, dry location
OPTIONAL ACCESSORIES	
Power Cables	Neutrik® powerCON® extension cables (See page 125)
Data Cables	3- and 5-pin XLR DMX cables
Fixture Hardware	SC-07 Safety Cable, Ovation 20-Leaf Iris
Gobo Holder	Ovation B-Size Metal Gobo Holder, Ovation B-Size Glass Gobo Holder, Ovation GR-1 IP w/ GR-1 Adapter (See page 125)
Professional Clamps	CTC-50HC, CTC-50HCN, CTC-50G (See page 124)
Optics	14°, 19°, 26°, 36°, 50°, 15°-30°, 25°-50° lens tube
Flight Case	CP6CASEOE260WWIP

DILEMMA RESOLVED

Now You Can Add New LED Fixtures to Your Rig **AND** Still Keep Your Existing Incandescent Dimming System



OVATION · D

D as in DETECT. **D** as in DMX. **D** as in DIMMING.

Ovation D fixtures are **Capable of Detecting and Working with both DMX and Traditional Dimming Systems*** so you can now retrofit your rig, one fixture at a time, seamlessly.

* Patent-pending technology

OVATION MIN-E-10WW



Ovation Min-E-10WW perfectly complements the bigger Ovation ED-190WW in a handy, almost pocket sized version. Powered by a punchy 13 W warm white LED, this ultra discreet ellipsoidal features a four-blade shutter system to efficiently and cleanly crop light from unwanted areas. The 19° to 36° zooming optic provides the flexibility to precisely adjust your projection size. Ovation Min-E-10WW is easily dimmed using external LED lighting dimmer packs.



OUTPUT	
Source	1 LED (WW) 13 W, (1,000 mA) 50,000 hours
CRI	90
Installed Optic(s)	19° to 36° lens tube
Beam Angle 19° - 36° Zoom Lens Tube	16° to 25°
Field Angle 19° - 36° Zoom Lens Tube	18° to 34°
Illuminance 19° - 36° Zoom Lens Tube	(19°): 247 lux @ 5 m; (36°): 64 lux @ 5 m
Color Temperature	3050 K
ELECTRICAL	
Voltage Range	120 VAC, 60 Hz or 230 VAC, 50 Hz
Power Consumption 120 V, 60 Hz	12 W, 0.09 A
Power Consumption 230 V, 50 Hz	12 W, 0.05 A
PHYSICAL	
Dimensions with 19° - 36° Zoom Lens Tube	13.4 x 5.12 x 5.24 in (341 x 130 x 133 mm)
Weight with 19° - 36° Zoom Lens Tube	4.0 lb (1.8 kg)
Power Connection	Local plug to hard-wired
LISTINGS	
Certification(s)	CE, MET
Environment	IP20, dry location
INCLUDED ACCESSORIES	
Hardware	Gel Frame, Gobo Holder
OPTIONAL ACCESSORIES	
Fixture Hardware	SC-07 (Safety Cable)
Professional Clamps	CTC-50HC, CTC-50HCN, CTC-50G (See page 124)

OVATION E-260CW



Ovation E-260CW complements the E-260WW in a daylight/cool white version. This ERS-style fixture is powered by a single source 230 W LED that exceeds the output of a 750 W light source. Virtually silent, it boasts extremely smooth dimming down to the very bottom of the curve, as well as a flat and even field of light for superior gobo projection. Control options like selectable PWM, RDM, and dimming curves round out this exceptional ellipsoidal.

Protect your fixture during transport with the available **CP6CASEOE260WWIP** flight case.



OUTPUT	
Source	1 LED (CW) 230 W, (3.5 A) 50,000 hours
CRI	96
Available Optic(s)	14°, 19°, 26°, 36°, 50°, 15°-30°, 25°-50° lens tube
Beam Angle 14° Lens Tube	11°
Beam Angle 19° Lens Tube	13°
Beam Angle 26° Lens Tube	16°
Beam Angle 36° Lens Tube	20°
Beam Angle 50° Lens Tube	28°
Beam Angle 15°-30° Zoom Lens Tube	12° to 14°
Beam Angle 25°-50° Zoom Lens Tube	21° to 22°
Field Angle 14° Lens Tube	14°
Field Angle 19° Lens Tube	18°
Field Angle 26° Lens Tube	25°
Field Angle 36° Lens Tube	34°
Field Angle 50° Lens Tube	50°
Field Angle 15°-30° Zoom Lens Tube	15° to 29°
Field Angle 25°-50° Zoom Lens Tube	26° to 46°
Lumens	13,368 (26°)
Illuminance W/14° Lens Tube	16,787 lux @ 5 m
Illuminance W/19° Lens Tube	10,674 lux @ 5 m
Illuminance W/26° Lens Tube	8,652 lux @ 5 m
Illuminance W/36° Lens Tube	5,185 lux @ 5 m
Illuminance W/50° Lens Tube	2,181 lux @ 5 m
Illuminance W/15°-30° Zoom Lens Tube	(15°): 19,900 lux @ 5 m; (30°): 10,159 lux @ 5 m
Illuminance W/25°-50° Zoom Lens Tube	(25°): 9,219 lux @ 5 m; (50°): 3,468 lux @ 5 m
Color Temperature	5452 K
ELECTRICAL	
Voltage Range	100 to 240 VAC, 50/60 Hz (auto-ranging)
Power Consumption 120 V, 60 Hz	225 W, 1.86 A
Power Consumption 230 V, 50 Hz	233 W, 1.02 A
Power Linking	7 units @ 120 V; 13 units @ 230 V
CONTROL	
Control Channels	DMX: 1, 2, 3 or 6
Protocols	DMX, RDM
Selectable PWM	Yes
PHYSICAL	
Dimensions (Engine Only)	19.49 x 11.22 x 19.17 in (495 x 285 x 487 mm)
Weight (Engine Only)	15.4 lb (7 kg)
Power Connection	Neutrik® powerCON® power input and output connector
Control Connection	3- and 5-pin XLR DMX input and output connectors
LISTINGS	
Certification(s)	CE, MET
Environment	IP20, dry location
OPTIONAL ACCESSORIES	
Power Cables	Neutrik® powerCON® extension cables (See page 125)
Data Cables	3- and 5-pin XLR DMX cables
Fixture Hardware	SC-07 Safety Cable, Ovation 20-Leaf Iris
Gobo Holder	Ovation B-Size Metal Gobo Holder, Ovation B-Size Glass Gobo Holder, Ovation GR-1 IP w/ GR-1 Adapter (See page 125)
Professional Clamps	CTC-50HC, CTC-50HCN, CTC-50G (See page 124)
Optics	14°, 19°, 26°, 36°, 50°, 15°-30°, 25°-50° lens tube
Flight Case	CP6CASEOE260WWIP

OVATION MIN-E-10CW



Ovation Min-E-10CW complements Ovation Min-E-10WW in a cool white LED version with zooming optics. This ultra-discreet ellipsoidal is perfect for punchy gobo projections in a multitude of applications. It features a four-blade shutter system to efficiently and cleanly crop light from unwanted areas with nice crisp edges. The 19° to 36° zooming optic provides the flexibility to precisely adjust your projection size. Ovation Min-E-10CW is easily dimmed using traditional dimmer packs.



OUTPUT	
Source	1 LED (CW) 13 W, (1,000 mA) 50,000 hours
CRI	90
Installed Optic(s)	19° to 36° lens tube
Beam Angle 19° - 36° Zoom Lens Tube	16° to 25°
Field Angle 19° - 36° Zoom Lens Tube	18° to 34°
Illuminance 19° - 36° Zoom Lens Tube	(19°): 438 lux @ 5 m; (36°): 134 lux @ 5 m
Color Temperature	5741 K
ELECTRICAL	
Voltage Range	120 VAC, 60 Hz or 230 VAC, 50 Hz
Power Consumption 120 V, 60 Hz	12 W, 0.09 A
Power Consumption 230 V, 50 Hz	12 W, 0.05 A
PHYSICAL	
Dimensions with 19° - 36° Zoom Lens Tube	13.4 x 5.12 x 5.24 in (341 x 130 x 133 mm)
Weight with 19° - 36° Zoom Lens Tube	4.0 lb (1.8 kg)
Power Connection	Local plug to hard-wired
LISTINGS	
Certification(s)	CE, MET
Environment	IP20, dry location
INCLUDED ACCESSORIES	
Hardware	Gel Frame, Gobo Holder
OPTIONAL ACCESSORIES	
Fixture Hardware	SC-07 (Safety Cable)
Professional Clamps	CTC-50HC, CTC-50HCN, CTC-50G (See page 124)

OVATION ELLIPSOIDAL LENS TUBES

When it comes to theatrical and studio lighting, optics are everything. The Ovation ellipsoidal lens collection is designed to optimize our Ovation ellipsoidals to get the absolute most output and best fields possible. With a wide selection of not only fixed angle lenses, but zoom lenses as well, there is something to fit just about every application.

All Ovation ellipsoidal lenses are rated IP65 for outdoor/wet use.



14°
PHYSICAL:
 12.7 x 7.8 x 8 in (323 x 198 x 204 mm)
 5.4 lb (2.45 kg)
 Gel Frame Size 7.5 in (191 mm)
INCLUDED ACCESSORY:
 Gel Frame
OPTIONAL ACCESSORY:
 Color Blending Filter (60° x 1°, 20°)
 (See page 125)



19° (available in black or white)
PHYSICAL:
 9.64 x 6.85 x 6.85 in (245 x 174 x 174 mm)
 4.2 lb (1.9 kg)
 Gel Frame Size 6.25 in (159 mm)
INCLUDED ACCESSORY:
 Gel Frame
OPTIONAL ACCESSORY:
 Color Blending Filter (60° x 1°, 20°)
 (See page 125)



26° (available in black or white)
PHYSICAL:
 9.64 x 6.85 x 6.85 in (245 x 174 x 174 mm)
 4.0 lb (1.8 kg)
 Gel Frame Size 6.25 in (159 mm)
INCLUDED ACCESSORY:
 Gel Frame
OPTIONAL ACCESSORY:
 Color Blending Filter (60° x 1°, 20°)
 (See page 125)



36° (available in black or white)
PHYSICAL:
 9.64 x 6.85 x 6.85 in (245 x 174 x 174 mm)
 3.8 lb (1.7 kg)
 Gel Frame Size 6.25 in (159 mm)
INCLUDED ACCESSORY:
 Gel Frame
OPTIONAL ACCESSORY:
 Color Blending Filter (60° x 1°, 20°)
 (See page 125)



50° (available in black or white)
PHYSICAL:
 9.64 x 6.85 x 6.85 in (245 x 174 x 174 mm)
 4.0 lb (1.8 kg)
 Gel Frame Size 6.25 in (159 mm)
INCLUDED ACCESSORY:
 Gel Frame
OPTIONAL ACCESSORY:
 Color Blending Filter (60° x 1°, 20°)
 (See page 125)



15°- 30° Zoom
PHYSICAL:
 9.4 x 8.5 x 20.6 in (239 x 215 x 523 mm)
 12.6 lb (5.8 kg)
 Gel Frame Size 7.5 in (191 mm)
INCLUDED ACCESSORY:
 Gel Frame
OPTIONAL ACCESSORY:
 Color Blending Filter (60° x 1°, 20°)
 (See page 125)



25°- 50° Zoom
PHYSICAL:
 9.4 x 8.47 x 14.87 in (239x 215 x 378 mm)
 9.6 lb (4.4 kg)
 Gel Frame Size 7.5 in (191 mm)
INCLUDED ACCESSORY:
 Gel Frame
OPTIONAL ACCESSORY:
 Color Blending Filter (60° x 1°, 20°)
 (See page 125)

OVATION F-915FC

NEW



Ovation F-915FC is a high-power, full color mixing Fresnel style fixture that utilizes our RGBAL LED system. This fixture projects a bright beautifully soft, field of light from subtle pastels to punchy saturates and nearly any temperature of white. A motorized zoom with a 30° - 85° field angle allows you to add light where it is needed. Control of the virtual color wheel, zoom and output can be via DMX or on-board dials.



OUTPUT	
Source	89 LEDs (18 red, 18 green, 16 blue, 16 amber, 21 lime) 3 W, (1.13 mA), 50,000 hours
CRI	90
Beam Angle	17° to 54°
Field Angle	30° to 85°
Zoom Angle	30° to 85°
Lumens (Full Spot)	4,294
Lumens (Full Flood)	6,661
Illuminance	(30°): 1,450 lux @ 5 m; (85°): 312 lux @ 5 m
Color Temperature	2800 to 6500 K
ELECTRICAL	
Voltage Range	100 to 240 VAC, 50/60 Hz (auto-ranging)
Power Consumption 120 V, 60 Hz	260 W, 2.15 A
Power Consumption 230 V, 50 Hz	260 W, 1.12 A
Power Linking	6 units @ 120 V; 12 units @ 230 V
CONTROL	
Control Channels	DMX: 3, 5, 7, 11, 13, 14 or 17
Protocols	DMX, RDM
Selectable PWM	Yes
PHYSICAL	
Dimensions	22.41 x 12.59 x 10.82 in (569 x 320 x 275 mm)
Weight	19 lb (8.6 kg)
Power Connection	Neutrik® powerCON® power input and output connector
Control Connection	3- and 5-pin DMX input and output connectors
CONTROL CONNECTION	
Certification(s)	CE, MET
Environment	IP20, dry location
INCLUDED ACCESSORIES	
Fixture Hardware	Gel Frame (7.5 in/191 mm)
OPTIONAL ACCESSORIES	
Power Cables	Neutrik® powerCON® extension cables (See page 125)
Data Cables	3- and 5-pin XLR DMX cables
Fixture Hardware	SC-07 (Safety Cable), Ovation F 7.5" Barn Door, Ovation 60 deg, 7.5" Honeycomb
Professional Clamps	CTC-50HC, CTC-50HCN, CTC-50G (See page 124)
Optics	Color Blending Filter (60° x 1°, 20°) (See page 125)



Optional Ovation 60 deg, 7.5" Honeycomb (Sold separately)



Shown with optional Ovation F 7.5" Barn Door (Sold separately)

OVATION F-415FC

NEW



Ovation F-415FC is a 6" Fresnel style fixture that features our advanced RGBAL LED system. The unit projects a bright, beautifully soft field of light from subtle pastels to punchy saturates, and nearly any temperature of white. A motorized zoom with a 27° - 68° field angle allows you to add light where it is needed. Control of the virtual color wheel, zoom and output can be via DMX or on-board dials. It's also RDM-enabled to ease installation and offers adjustable PWM for flicker-free use on camera.



OUTPUT	
Source	46 LEDs (10 red, 10 green, 6 blue, 8 amber, 12 lime) 3 to 5 W, (1 A), 50,000 hours
CRI	91
Beam Angle	14° to 43°
Field Angle	27° to 68°
Zoom Angle	27° to 68°
Lumens (Full Spot)	1,877
Lumens (Full Flood)	2,815
Illuminance	(27°): 915 lux @ 5 m; (68°): 190 lux @ 5 m
Color Temperature	2800 to 6500 K
ELECTRICAL	
Voltage Range	100 to 240 VAC, 50/60 Hz (auto-ranging)
Power Consumption 120 V, 60 Hz	124 W, 1.03 A
Power Consumption 230 V, 50 Hz	126 W, 0.55 A
Power Linking	13 units @ 120 V; 24 units @ 230 V
CONTROL	
Control Channels	DMX: 3, 5, 7, 11, 13, 14 or 17
Protocols	DMX, RDM
RDM	Yes
Selectable PWM	Yes
PHYSICAL	
Dimensions	15.80 x 11.22 x 9.51 in (401.46 x 285 x 241.65 mm)
Weight	12 lb (5.6 kg)
Power Connection	Neutrik® powerCON® power input and output connector
Control Connection	3- and 5-pin DMX input and output connectors
CONTROL CONNECTION	
Certification(s)	CE, MET
Environment	IP20, dry location
INCLUDED ACCESSORIES	
Fixture Hardware	Gel Frame (7.5 in/191 mm)
OPTIONAL ACCESSORIES	
Power Cables	Neutrik® powerCON® extension cables (See page 125)
Data Cables	3- and 5-pin XLR DMX cables
Fixture Hardware	SC-07 (Safety Cable), Ovation F 6.25" Barn Door
Professional Clamps	CTC-50HC, CTC-50HCN, CTC-50G (See page 124)
Optics	Color Blending Filter (60° x 1°, 20°) (See page 125)



Shown with optional Ovation F 6.25" Barn Door (Sold separately)

OVATION F-55FC

NEW



Ovation F-55FC is a full color RGBAL LED (3-inch) inkie Fresnel-style fixture ideal for short throw applications in television studios and theatres. Our handy Virtual Color Wheel and Color Temperature presets are shared from our other full color Ovation fixtures. A manual zoom with a 32° - 87° field angle allows you to add a beautifully soft field of light where needed.



OUTPUT	
Source	15 LEDs (3 red, 3 green, 3 blue, 3 amber, 3 lime) 3 to 4 W, (700 mA), 50,000 hours
CRI	91
Beam Angle	18° to 67°
Field Angle	32° to 87°
Zoom Angle	32° to 87°
Lumens (Full Spot)	114
Lumens (Full Flood)	462
Illuminance	(32°): 36 lux @ 5 m; (87°): 18 lux @ 5 m
Color Temperature	3779 K
ELECTRICAL	
Voltage Range	100 to 240 VAC, 50/60 Hz (auto-ranging)
Power Consumption 120 V, 60 Hz	44 W, 0.36 A
Power Consumption 230 V, 50 Hz	29 W, 0.12 A
CONTROL	
Control Channels	DMX: 3, 5, 7, 10, 12, 13 or 15
Protocols	DMX, RDM
RDM	Yes
Selectable PWM	Yes
PHYSICAL	
Dimensions	9.64 x 4.64 x 6.53 in (245 x 118 x 166 mm)
Weight	5.4 lb (2.4 kg)
Power Connection	Edison plug to hard-wired
Control Connection	5-pin XLR DMX input and output cable whips
LISTINGS	
Certification(s)	CE, MET
Environment	IP20, dry location
INCLUDED ACCESSORIES	
Hardware	Gel Frame (3.25 in/82.5 mm)
OPTIONAL ACCESSORIES	
Data Cables	5-pin XLR DMX cables
Fixture Hardware	SC-07 (Safety Cable), Ovation F 3.5" Barn Door
Professional Clamps	CTC-50HC, CTC-50HCN, CTC-50G (See page 124)

Shown with optional Ovation F 3.5" Barn Door (Sold separately)



OVATION F-915VW

NEW



Ovation F-915VW is a high-power, variable white Fresnel-style fixture that utilizes our unique 6-color LED system. This fixture projects a bright, beautifully soft field of light in nearly any temperature of white with high CRI and CQS making it ideal for theatres and TV studios. Each Color Temperature can be further adjusted for +/- green and a motorized zoom with a 30° - 85° field angle allows you to add light where it is needed. The Color Temperature and hue along with zoom and output can be controlled via DMX or on-board dials.

VW Color Temperature Range



OUTPUT	
Source	89 LEDs (6 red, 15 orange-red, 8 green, 12 blue, 16 royal blue, 32 lime) 3 W, (960 mA), 50,000 hours
CRI	88-92
Beam Angle	17° to 54°
Field Angle	30° to 85°
Zoom Angle	30° to 85°
Illuminance	(30°): 1,604 lux @ 5 m; (85°): 414 lux @ 5 m
Lumens (Full Spot)	4,143
Lumens (Full Flood)	6,792
Color Temperature	2800 to 6500 K
ELECTRICAL	
Voltage Range	100 to 240 VAC, 50/60 Hz (auto-ranging)
Power Consumption 120 V, 60 Hz	216 W, 1.8 A
Power Consumption 230 V, 50 Hz	223 W, 1.0 A
Power Linking	7 units @ 120 V; 14 units @ 230 V
CONTROL	
Control Channels	DMX: 4, 6, 7, 9, 13, 16 or 18
Protocols	DMX, RDM
RDM	Yes
Selectable PWM	Yes
PHYSICAL	
Dimensions	22.41 x 12.59 x 10.82 in (569 x 320 x 275 mm)
Weight	18.6 lb (8.5 kg)
Power Connection	Neutrik® powerCON® power input and output connector
Control Connection	3- and 5-pin DMX input and output connectors
CONTROL CONNECTION	
Certification(s)	CE, MET
Environment	IP20, dry location
INCLUDED ACCESSORIES	
Fixture Hardware	Gel Frame (7.5 in/191 mm)
OPTIONAL ACCESSORIES	
Power Cables	Neutrik® powerCON® extension cables (See page 125)
Data Cables	3- and 5-pin XLR DMX cables
Fixture Hardware	SC-07 (Safety Cable), Ovation F 7.5" Barn Door, Ovation 60 deg, 7.5" Honeycomb
Professional Clamps	CTC-50HC, CTC-50HCN, CTC-50G (See page 124)
Optics	Color Blending Filter (60° x 1°, 20°) (See page 125)



Optional Ovation 60 deg, 7.5" Honeycomb (Sold separately)



Shown with optional Ovation F 7.5" Barn Door (Sold separately)

OVATION F-415VW

NEW



Ovation F-415VW is a 6" Fresnel style variable white fixture that utilizes our unique 6-color LED system. The unit projects a bright, beautifully soft field of light in nearly any temperature of white with high CRI and CQS making it ideal for theatres and TV studios. Each Color Temperature can be further adjusted for +/- green and a motorized zoom with a 27° – 68° field angle that allows you to add light where it is needed. The Color Temperature and hue along with zoom and output can be controlled via DMX or on-board dials. Adding to its versatility, the RDM-enabled unit enables a 28 V external battery operation and offers adjustable PWM for flicker-free use on camera.

Color Temperature Range



Plymouth Community Television (PCTV) in Plymouth, MA

OUTPUT	
Source	46 LEDs (4 red, 4 green, 6 blue, 6 R. Blue, 10 Orange, 16 Lime) 3 to 4 W, (1 A), 50,000 hours
CRI	89 to 93
Beam Angle	14° to 43°
Field Angle	27° to 68°
Zoom Angle	27° to 68°
Lumens (Full Spot)	1,631
Lumens (Full Flood)	2,408
Illuminance	(27°): 800 lux @ 5 m; (68°): 152 lux @ 5 m
Color Temperature	2800 to 8000 K
ELECTRICAL	
Voltage Range	100 to 240 VAC, 50/60 Hz (auto-ranging)
Power Consumption 120 V, 60 Hz	114 W, 0.93 A
Power Consumption 230 V, 50 Hz	117 W, 0.50 A
Power Linking	14 units @ 120 V; 27 units @ 230 V
CONTROL	
Control Channels	DMX: 4, 6, 7, 9, 13, 16 or 18
Protocols	DMX, RDM
RDM	Yes
Selectable PWM	Yes
PHYSICAL	
Dimensions	15.80 x 11.22 x 9.51 in (401.46 x 285 x 241.65 mm)
Weight	12 lb (5.6 kg)
Power Connection	Neutrik® powerCON® power input and output connector
Control Connection	3- and 5-pin DMX input and output connectors
CONTROL CONNECTION	
Certification(s)	CE, MET
Environment	IP20, dry location
INCLUDED ACCESSORIES	
Fixture Hardware	Gel Frame (6.25 in/158.75 mm)
OPTIONAL ACCESSORIES	
Power Cables	Neutrik® powerCON® extension cables (See page 125)
Data Cables	3- and 5-pin XLR DMX cables
Fixture Hardware	SC-07 (Safety Cable), Ovation F 6.25" Barn Door
Professional Clamps	CTC-50HC, CTC-50HCN, CTC-50G (See page 124)
Optics	Color Blending Filter (60° x 1°, 20°) (See page 125)

Shown with optional Ovation F 6.25" Barn Door (Sold separately)



OVATION F-265WW

NEW



Ovation F-265WW is a high-power Fresnel-style fixture utilizing our efficient warm white LED system to project a bright, beautifully soft, high CRI (95+) field of light ideal for theatres and television studios. A motorized zoom with a 27°- 68° field angle and the light output can be controlled via DMX, on-board dials, RDM, adjustable PWM and an easy to navigate OLED full text display.



Photo: sightways.be

OUTPUT	
Source	1 LED (WW) 230 W, (3.6 A) 50,000 hours
CRI	96
Beam Angle	16° to 46°
Field Angle	27° to 68°
Zoom Angle	27° to 68°
Illuminance	(27°): 4,010 lux @ 5 m; (68°): 1,162 lux @ 5 m
Lumens (Full Spot)	9,283
Lumens (Full Flood)	12,802
Color Temperature	3142 K
ELECTRICAL	
Voltage Range	100 to 240 VAC, 50/60 Hz (auto-ranging)
Power Consumption 120 V, 60 Hz	227 W, 1.88 A
Power Consumption 230 V, 50 Hz	235 W, 1.01 A
Power Linking	7 units @ 120 V; 13 units @ 230 V
CONTROL	
Control Channels	DMX: 1, 2 or 5
Protocols	DMX, RDM
RDM	Yes
Selectable PWM	Yes
PHYSICAL	
Dimensions	15.11 x 12.59 x 17.71 in (384 x 320 x 450 mm)
Weight	17.2 lb (7.9 kg)
Power Connection	Neutrik® powerCON® power input and output connector
Control Connection	3- and 5-pin DMX input and output connectors
CONTROL CONNECTION	
Certification(s)	CE, MET
Environment	IP Rating: IP20, dry location
INCLUDED ACCESSORIES	
Fixture Hardware	Gel Frame (7.5 in/191 mm)
OPTIONAL ACCESSORIES	
Power Cables	Neutrik® powerCON® extension cables (See page 125)
Data Cables	3- and 5-pin XLR DMX cables
Fixture Hardware	SC-07 (Safety Cable), Ovation F 7.5" Barn Door
Professional Clamps	CTC-50HC, CTC-50HCN, CTC-50G (See page 124)
Optics	Color Blending Filter (60° x 1°, 20°) (See page 125)

Shown with optional Ovation F 7.5" Barn Door (Sold separately)





NEW

Ovation FD-205WW is a powerful LED Fresnel wash utilizing data and power sensors that make it possible to run it on both conventional dimming power systems and constant power rigs. A massive zoom range of 20° to 72° and a beautifully soft, warm white wash with high CRI make it an ideal LED replacement for aging incandescent eight-inch Fresnels. Our proprietary motorized zoom is easily accessed by the rotary knob on the back of the fixture even when the fixture is run via a traditional dimming system. Enjoy the benefits of LED lighting without being held back by previous investments made in major dimming systems!

Features Direct Dimming

OUTPUT	
Source	1 LEDs (WW) 230 W, (2.5 A), 3,069 K, 50,000 hours life expectancy
CRI	96
Beam Angle	11° to 53°
Field Angle	20° to 72°
Zoom Angle	20° to 72°
Illuminance	(20°): 4,989 lux @ 5 m ; (72°): 450 lux @ 5 m
Color Temperature	3,069 K
ELECTRICAL	
Voltage Range	120/230 VAC, 50/60 Hz (switchable)
Power Consumption 120 V, 60 Hz	182 W, 1.52 A
Power Consumption 230 V, 50 Hz	188 W, .819 A
Power Linking	8 units @ 120 V; 16 units @ 230 V
CONTROL	
Control Channels	DMX: 1, 2 or 5
Protocols	DMX, RDM, Dimmer
PHYSICAL	
Dimensions	16.22 x 11.18 x 10.28 in (412 x 284 x 261 mm)
Weight	14 lb (6.4kg)
Power Connection	Neutrik® powerCON® power input and output connector
Control Connection	3- and 5-pin DMX input and output connectors
LISTINGS	
Certification(s)	CE, MET
Environment	IP20, dry location
INCLUDED ACCESSORIES	
Hardware	Gel Frame
OPTIONAL ACCESSORIES	
Power Cables	powerCON® extension cables
Data Cables	3- and 5-pin XLR DMX cables
Fixture Hardware	SC-07 (Safety Cable) Ovation F 7.5" Barn Door, Ovation 60 deg, 7.5" Honeycomb
Professional Clamps	CTC-50HC, CTC-50HCN, CTC-50G (See page 124)
Optics	Color Blending Filter (60° x 1°, 20°) (See page 125)



Optional Ovation 60 deg, 7.5" Honeycomb (Sold separately)



Shown with optional Ovation F 190 mm Barn Door (Sold separately)

NEW



Ovation F-145WW delivers a beautifully soft and flat field of warm white light with high CRI and a motorized zoom range of 25° to 65°, making it a versatile LED replacement for aging incandescent six-inch Fresnels. A virtually quiet operation and smooth 16-bit dimming control make it a great choice for theatrical and/or studio applications.



OUTPUT	
Source	1 LED (WW) 70 W, (1.8 A), 50,000 hours
CRI	97
Beam Angle	16° to 48°
Field Angle	25° to 65°
Zoom Angle	25° to 65°
Lumens (Full Spot)	2,787
Lumens (Full Flood)	4,266
Illuminance	(25°): 1,290 lux @ 5 m; (65°): 252 lux @ 5 m
Color Temperature	3096 K
ELECTRICAL	
Voltage Range	100 to 240 VAC, 50/60 Hz (auto-ranging)
Power Consumption 120 V, 60 Hz	84 W, 0.70 A
Power Consumption 230 V, 50 Hz	81 W, 0.36 A
Power Linking	19 units @ 120 V; 38 units @ 230 V
CONTROL	
Control Channels	DMX: 1, 2, 2 or 5
Protocols	DMX, RDM
RDM	Yes
Selectable PWM	Yes
PHYSICAL	
Dimensions	15.9 x 11.13 x 9.4 in (404.4 x 282.9 x 241.1 mm)
Weight	11.2 lb (5.1 kg)
Power Connection	Neutrik® powerCON® power input and output connector
Control Connection	3- and 5-pin DMX input and output connectors
CONTROL CONNECTION	
Certification(s)	CE, MET
Environment	IP20, dry location
INCLUDED ACCESSORIES	
Fixture Hardware	Gel Frame (6.25 in/158.75 mm)
OPTIONAL ACCESSORIES	
Power Cables	Neutrik® powerCON® extension cables (See page 125)
Data Cables	3- and 5-pin XLR DMX cables
Fixture Hardware	SC-07 (Safety Cable), Ovation F 6.25" Barn Door
Professional Clamps	CTC-50HC, CTC-50HCN, CTC-50G (See page 124)
Optics	Color Blending Filter (60° x 1°, 20°) (See page 125)

Shown with optional Ovation F 6.25" Barn Door (Sold separately)



DILEMMA RESOLVED

Now You Can Add New LED Fixtures to Your Rig **AND** Still Keep Your Existing Incandescent Dimming System



OVATION · D

D as in DETECT. **D** as in DMX. **D** as in DIMMING.

Ovation D fixtures are Capable of Detecting and Working with both DMX and Traditional Dimming Systems* so you can now retrofit your rig, one fixture at a time, seamlessly.

* Patent-pending technology

OVATION FD-105WW

NEW



Ovation FD-105WW is a LED Fresnel wash utilizing data and power sensors that make it possible to run on both dimming power systems and constant power rigs. A massive zoom range of 14° to 63° and a beautifully soft, warm white wash with high CRI make it a worthy LED replacement for aging incandescent six-inch Fresnels. Enjoy the benefits of LED lighting without being held back by previous investments made in major dimming systems.



OUTPUT	
Source	1 LEDs (WW) 80 W, (2 A), 50,000 hours life expectancy
CRI	91
Beam Angle	8° to 51°
Field Angle	14° to 63°
Zoom Angle	14° to 63°
Illuminance	(14°): 6,609 lux @ 5 m (63°): 340 lux @ 5 m
Color Temperature	3,197 K
ELECTRICAL	
Voltage Range	120/230 VAC, 50/60 Hz (switchable)
Power Consumption 120 V, 60 Hz	115 W, 0.951 A
Power Consumption 230 V, 50 Hz	125 W, 0.541 A
Power Linking	14 units @ 120 V; 25 units @ 230 V
CONTROL	
Control Channels	DMX: 1, 2 or 3
Protocols	DMX, RDM, Dimmer
PHYSICAL	
Dimensions	12.8 x 11 x 16.5 in (325 x 279 x 420 mm)
Weight	13 lb (5.9 kg)
Power Connection	Neutrik® powerCON® power input and output connector
Control Connection	3- and 5-pin XLR DMX input and output connectors
LISTINGS	
Certification(s)	CE, MET
Environment	IP20, dry location
INCLUDED ACCESSORIES	
Hardware	Gel Frame (6.25 in/158.75 mm)
OPTIONAL ACCESSORIES	
Power Cables	powerCON® extension cables
Data Cables	3- and 5-pin XLR DMX cables
Fixture Hardware	SC-07 (Safety Cable), Ovation F 6.25" Barn Door
Professional Clamps	CTC-50HC, CTC-50HCN, CTC-50G (See page 124)
Optics	Color Blending Filter (60° x 1°, 20°) (See page 125)

Shown with optional Ovation F 159 mm Barn Door (Sold separately)



OVATION F-55WW

NEW



Ovation F-55WW is an efficient warm white LED (3-inch) inkie Fresnel-style fixture ideal for short throw applications in television, studios and theatres. It projects a bright, beautifully soft field of light within a 30°- 69° field angle controlled by a manual zoom.



OUTPUT	
Source	1 LED (WW) 37 W, (780 mA) 50,000 hours
CRI	91
Beam Angle	18° to 56°
Field Angle	30° to 69°
Zoom Angle	30° to 69°
Illuminance	(30°): 279 lux @ 5 m; (70°): 100 lux @ 5 m
Lumens (Full Spot)	795
Lumens (Full Flood)	1,920
Color Temperature	3187 K
ELECTRICAL	
Voltage Range	100-240 VAC, 50/60 Hz (auto-ranging)
Power Consumption 120 V, 60 Hz	34 W, 0.27 A
Power Consumption 230 V, 50 Hz	45 W, 0.16 A
CONTROL	
Control Channels	DMX: 1, 2 or 5
Protocols	DMX
RDM	Yes
Selectable PWM	Yes
PHYSICAL	
Dimensions	10.87 x 6.81 x 6.53 in (276 x 173 x 166 mm)
Weight	4.8 lb (2.2 kg)
Power Connection	Edison plug to hard-wired
Control Connection	5-pin XLR DMX input and output cable whips
LISTINGS	
Certification(s)	CE, MET
Environment	IP20, dry location
INCLUDED ACCESSORIES	
Hardware	Gel Frame (3.25 in/82.5 mm)
OPTIONAL ACCESSORIES	
Data Cables	5-pin XLR DMX cables
Fixture Hardware	SC-07 (Safety Cable), Ovation F 3.25" Barn Door
Professional Clamps	CTC-50HC, CTC-50HCN, CTC-50G (See page 124)
Optics	Color Blending Filter (60° x 1°, 20°) (See page 125)

Shown with optional Ovation F 3.5" Barn Door (Sold separately)



OVATION FTD-55WW

NEW



Ovation FTD-55WW is a track mounted, warm white LED (3-inch) inkie Fresnel-style fixture. This fixture projects a bright, beautifully soft field of light within a 30° - 69° field angle controlled by a manual zoom allowing you to add light where needed. A barn door for the fixture is included to help shape the light and direct the light.

Features Direct Dimming



OUTPUT	
Source	1 LED (WW) 37 W, (780 mA) 50,000 hours
CRI	91
Beam Angle	18° to 56°
Field Angle	30° to 69°
Zoom Angle	30° to 69°
Illuminance	(25°): 279 lux @ 5 m; (76°): 100 lux @ 5 m
Lumens (Full Spot)	795
Lumens (Full Flood)	1,920
Color Temperature	3187 K
ELECTRICAL	
Voltage Range	120 VAC, 60 Hz or 230 VAC, 50 Hz
Power Consumption 120 V, 60 Hz	31 W, 0.26 A
CONTROL	
Control Channels	Via Track Dimmer
PHYSICAL	
Dimensions	10.87 x 6.81 x 6.53 in (276 x 173 x 166 mm)
Weight	4.0 lb (1.9 kg)
Power Connection	Track Mount, US/Canada: Global, Worldwide: EUTRAC
LISTINGS	
Certification(s)	CE, MET
Environment	IP20, dry location
INCLUDED ACCESSORIES	
Hardware	Gel Frame (3.25 in/82.5 mm), Ovation F 3.25" Barn Door
OPTIONAL ACCESSORIES	
Fixture Hardware	SC-07 (Safety Cable)
Professional Clamps	CTC-50HC, CTC-50HCN, CTC-50G (See page 124)
Optics	Color Blending Filter (60° x 1°, 20°) (See page 125)

OVATION SP-300CW

NEW



Ovation SP-300CW is a quiet, medium throw LED powered followspot that projects a crisp cool white beam. On board manual dimming and a full-blackout iris are standard for beam control along with smooth manual sliders for zoom and focus to adjust from a spot to a flood. A 6-slot manual boomerang is attached to the front of the unit to add your favorite gel colors and provide quiet color changing.

Stand Included.



OUTPUT	
Source	1 LED (CW) 260 W, (3.6 A) 50,000 hours
CRI	88
Beam Angle	10° to 14°
Field Angle	10° to 18°
Zoom Angle	10° to 18°
Illuminance	(9°): 17,296 lux @ 5 m; (17°): 7,330 lux @ 5 m
Color Temperature	5524 K
ELECTRICAL	
Voltage Range	100 to 240 VAC, 50/60 Hz (auto-ranging)
Power Consumption 120 V, 60 Hz	249 W, 2.08 A
Power Consumption 230 V, 50 Hz	260 W, 1.10 A
CONTROL	
Protocols	Manual Control
PHYSICAL	
Dimensions (Fixture only)	44.7 x 13.9 x 15.8 in (1,137 x 354 x 403 mm)
Weight (Fixture only)	49 lb (22.2 kg)
Power Connection	Seetronic® Powerkon IP65 power input connector
LISTINGS	
Certification(s)	CE, MET
Environment	IP20, dry location
INCLUDED ACCESSORIES	
Hardware	Gel Frames
OPTIONAL ACCESSORIES	
Power Cables	Seetronic® Powerkon IP65 extension cables

OVATION H-605FC

NEW



Ovation H-605FC takes full advantage of LED technology, utilizing the Ovation standard RGBA-Lime color palette to enable the fixture to replicate nearly any color with tremendous color rendering, as well as nearly any Color Temperature of white. Superior convection cooling provides excellent output in a compact package. Ideal for theatrical and house of worship applications, setup and control is now easier than ever with the addition of W-DMX, RDM, adjustable PWM and an easy to navigate OLED full text display.

Available in black or white.



OUTPUT	
Source	60 LEDs (12 red, 12 green, 12 blue, 12 amber, 12 lime) 2-3 W, (800 mA) 50,000 hours
CRI	90
Installed Optic(s)	Open, 25°, 40° lens, 80° Filter
Beam Angle 25° Lens	19°
Beam Angle 45° Lens	39°
Beam Angle 65° Lens	51°
Beam Angle 80° Filter	40°
Field Angle 25° Lens	37°
Field Angle 45° Lens	66°
Field Angle 65° Lens	79°
Field Angle 80° Filter	80°
Lumens 25° Lens	3,938
Lumens 45° Lens	3,769
Lumens 65° Lens	3,669
Lumens 80° Filter	2,694
Illuminance 25° Lens	1,047 lux @ 5 m
Illuminance 45° Lens	349 lux @ 5 m
Illuminance 65° Lens	171 lux @ 5 m
Illuminance 80° Filter	163 lux @ 5 m
Color Temperature	2800 to 6500 K
ELECTRICAL	
Voltage Range	100 to 240 VAC, 50/60 Hz (auto-ranging)
Power Consumption 120 V, 60 Hz	155 W, 1.28 A
Power Consumption 230 V, 50 Hz	146 W, 0.66 A
CONTROL	
Control Channels	DMX: 1, 3, 5, 7, 10, 12, 13, 15 or HSV
Protocols	DMX, W-DMX, RDM
RDM	Yes
Selectable PWM	Yes
PHYSICAL	
Dimensions	13.11 x 9.44 x 13.34 in (333 x 240 x 339 mm)
Weight with Lens Tube	19.6 lb (8.9 kg)
Power Connection	Bare-wired
Control Connection	5-pin XLR DMX input and output connectors, terminal block input and output connectors
LISTINGS	
Certification(s)	CE, MET
Environment	IP20
INCLUDED ACCESSORIES	
Lensing	25°, 45°, 65° Lens, 80° Filter, Egg Crate
OPTIONAL ACCESSORIES	
Data Cables	5-pin XLR DMX cables
Fixture Hardware	SC-07 (Safety Cable)
Professional Clamps	CTC-50HC, CTC-50HCN, CTC-50G (See page 124)

RGBA Color Mixing



OVATION H-265WW

NEW



Ovation H-265WW is a silent, convection cooled LED house light with a powerful warm white light output and a high CRI, ideal for theatres, worship venues and recital halls or any other application where silent operation is crucial. The unit also features 16-bit dimming, RDM and W-DMX control as well as adjustable PWM to prevent flickering on televised performances. Interchangeable lenses for height adjustment are another indispensable feature in theatrical and house of worship applications. For even more versatility, the yoke can be completely removed, and the fixture suspended, pendant style, from a loop on the back plate.

Available in black or white.



OUTPUT	
Source	1 LED (WW) 230 W, (2.3 A), 3258 K, 50,000 hours
CRI	97
Installed Optic(s)	25°, 45°, 65° lens, 80° Filter
Beam Angle 25° Lens	19°
Beam Angle 45° Lens	39°
Beam Angle 65° Lens	50°
Beam Angle 80° Filter	40°
Field Angle 25° Lens	36°
Field Angle 45° Lens	69°
Field Angle 65° Lens	79°
Field Angle 80° Filter	79°
Lumens 25° Lens	9,139
Lumens 45° Lens	8,885
Lumens 65° Lens	8,505
Lumens 80° Filter	7,912
Illuminance 25° Lens	1,933 lux @ 5 m
Illuminance 45° Lens	623 lux @ 5 m
Illuminance 65° Lens	400 lux @ 5 m
Illuminance 80° Filter	325 lux @ 5 m
Color Temperature	3258 K
ELECTRICAL	
Voltage Range	100 to 240 VAC, 50/60 Hz (auto-ranging)
Power Consumption 120 V, 60 Hz	147 W, 1.21 A
Power Consumption 230 V, 50 Hz	149 W, 0.64 A
CONTROL	
Control Channels	DMX: 1, 2 or 5
Protocols	DMX, W-DMX, RDM
RDM	Yes
Selectable PWM	Yes
PHYSICAL	
Dimensions	13.11 x 9.44 x 13.34 in (333 x 240 x 339 mm)
Weight with Lens Tube	17.8 lb (8.1 kg)
Power Connection	Bare-wired
Control Connection	5-pin XLR DMX input and output connectors, terminal block input and output connectors
LISTINGS	
Certification(s)	CE, MET
Environment	IP20, dry location
INCLUDED ACCESSORIES	
Lensing	25°, 45°, 65° Lens, 80° Filter, Egg Crate
OPTIONAL ACCESSORIES	
Data Cables	5-pin XLR DMX cables
Fixture Hardware	SC-07 (Safety Cable), 80° filter, Egg crate
Professional Clamps	CTC-50HC, CTC-50HCN, CTC-50G (See page 124)

OVATION P-56FC

NEW



Ovation P-56FC is a compact, virtually silent par that produces a homogenized, single-source, flat and even field of light with high CRI. The bright unit utilizes the same advanced full color-mixing RGBAL LED system found in the popular Ovation E-910FC ellipsoidal to produce subtle pastels to punchy saturates and nearly any temperature of white. Interchangeable lens plates are included for medium and wide beam angles and the unit accepts standard 7.5" beam shaping accessories. Ideal for theatrical and studio applications, the virtually silent par features extremely smooth 16-bit dimming, as well as RDM and PWM for ease of set-up.



OUTPUT	
Source	Light Source: 48 LEDs (10 red, 10 green, 8 blue, 8 amber, 12 lime) 3 to 5 W, (1 A), 50,000 hours
CRI	90
Installed Optic(s)	Medium or Wide Interchangeable Lenses
Beam Angle Medium Lens	21°
Beam Angle Wide Lens	52°
Field Angle Medium Lens	35°
Field Angle Wide Lens	82°
Lumens (Medium Lens)	5,436
Lumens (Wide Lens)	5,216
Illuminance W/Medium Lens	1,264 lux @ 5 m
Illuminance W/Wide Lens	194 lux @ 5 m
Color Temperature	2800 to 6500 K
ELECTRICAL	
Voltage Range	100 to 240 VAC, 50/60 Hz (auto-ranging)
Power Consumption 120 V, 60 Hz	176 W, 1.448 A
Power Consumption 230 V, 50 Hz	180 W, 0.777 A
Power Linking	9 units @ 120 V; 16 units @ 208 V; 17 units @ 230 V
CONTROL	
Control Channels	DMX: 3, 5, 7, 10, 12, 13, 15 or HSV
Protocols	DMX, RDM
RDM	Yes
Selectable PWM	Yes
PHYSICAL	
Dimensions	12.48 x 12.83 x 14 in (317 x 326 x 363 mm)
Weight	12.2 lb (5.6 kg)
Power Connection	Neutrik® powerCON® power input and output connector
Control Connection	3- and 5-pin DMX input and output connectors
CONTROL CONNECTION	
Certification(s)	CE, MET
Environment	IP20, dry location
INCLUDED ACCESSORIES	
Fixture Hardware	Medium and Wide Lenses, Gel Frame (7.5 in/191 mm)
OPTIONAL ACCESSORIES	
Power Cables	Neutrik® powerCON® extension cables (See page 125)
Data Cables	3- and 5-pin XLR DMX cables
Fixture Hardware	Ovation F 7.5" Barn door; Ovation 60 deg, 7.5" Honeycomb
Professional Clamps	CTC-50HC, CTC-50HCN, CTC-50G (See page 124)
Optics	Color Blending Filter (60° x 1°, 20°) (See page 125)



Optional Ovation 60 deg, 7.5" Honeycomb (Sold separately)

Shown with optional Ovation F 7.5" Barn Door (Sold separately)



OVATION P-56VW

NEW



Ovation P-56VW is a compact, bright, and virtually silent par that produces a homogenized, flat and even field of light from an advanced, single-source LED. The unit features the same 6-color LED system found in the Ovation E-930VW ellipsoidal to produce nearly any temperature of white with high CRI and CQS. The par's Color Temperature can be even further adjusted for +/- green, making it ideal for TV studios and broadcasted events. Interchangeable lens plates are included for medium and wide beam angles and the unit accepts standard 7.5" beam shaping accessories. The virtually silent par also features extremely smooth 16-bit dimming, as well as RDM and PWM for set-up ease.



OUTPUT	
Source	48 LEDs (6 red, 6 green, 10 blue, 4 R. blue, 6 orange, 16 lime) 3 to 4 W, (1 A), 50,000 hours
CRI	92-93
Installed Optic(s)	Medium or Wide Interchangeable Lenses
Beam Angle Medium Lens	21°
Beam Angle Wide Lens	54°
Field Angle Medium Lens	35°
Field Angle Wide Lens	84°
Lumens (Medium Lens)	3,967
Lumens (Wide Lens)	4,476
Illuminance W/Medium Lens	1,150 lux @ 5 m
Illuminance W/Wide Lens	195 lux @ 5 m
Color Temperature	2800 to 8000 K
ELECTRICAL	
Voltage Range	100 to 240 VAC, 50/60 Hz (auto-ranging)
Power Consumption 120 V, 60 Hz	150 W, 1.22 A
Power Consumption 230 V, 50 Hz	158 W, 0.66 A
Power Linking	11 units @ 120 V; 18 units @ 208 V; 20 units @ 230 V
CONTROL	
Control Channels	DMX: 3, 5, 6, 8, 11, 15 or 17
Protocols	DMX, RDM
RDM	Yes
Selectable PWM	Yes
PHYSICAL	
Dimensions	12.48 x 12.83 x 14 in (317 x 326 x 363 mm)
Weight	12 lb (5.5 kg)
Power Connection	Neutrik® powerCON® power input and output connector
Control Connection	3- and 5-pin DMX input and output connectors
CONTROL CONNECTION	
Certification(s)	CE, MET
Environment	IP20, dry location
INCLUDED ACCESSORIES	
Fixture Hardware	Medium and Wide Lenses, Gel Frame (7.5 in/191 mm)
OPTIONAL ACCESSORIES	
Power Cables	Neutrik® powerCON® extension cables (See page 125)
Data Cables	3- and 5-pin XLR DMX cables
Fixture Hardware	Ovation F 7.5" Barn door; Ovation 60 deg, 7.5" Honeycomb
Professional Clamps	CTC-50HC, CTC-50HCN, CTC-50G (See page 124)
Optics	Color Blending Filter (60° x 1°, 20°) (See page 125)



Optional Ovation 60 deg, 7.5" Honeycomb (Sold separately)

Shown with optional Ovation F 7.5" Barn Door (Sold separately)



OVATION P-56WW

NEW



Ovation P-56WW is a bright, compact, and virtually silent par with exceptionally high CRI that is ideal for theatrical and studio applications. The sleek, modern-style par produces a homogenized, single-source, flat and even field of light with the same efficient warm white LED system found in the award-winning Ovation E-260WW ellipsoidal. Interchangeable lens plates are included for medium and wide beam angles. The virtually silent par also features extremely smooth 16-bit dimming, as well as RDM and PWM for set-up ease. The unit accepts standard 7.5" beam shaping accessories.



Photo: Hugo Glendinning

OUTPUT	
Source	1 LEDs (WW) 230 W, (3.2 A), 3422 K, 50,000 hours
CRI	98
Installed Optic(s)	Narrow, Medium or Wide Interchangeable Lenses
Beam Angle Narrow Lens	11°
Beam Angle Medium Lens	22°
Beam Angle Wide Lens	48°
Field Angle Narrow Lens	24°
Field Angle Medium Lens	39°
Field Angle Wide Lens	81°
Lumens (Narrow Lens)	10,326
Lumens (Medium Lens)	10,728
Lumens (Wide Lens)	10,687
Illuminance W/Narrow Lens	6,680 lux @ 5 m
Illuminance W/Medium Lens	2,470 lux @ 5 m
Illuminance W/Wide Lens	475 lux @ 5 m
Color Temperature	3422 K
ELECTRICAL	
Voltage Range	100 to 240 VAC, 50/60 Hz (auto-ranging)
Power Consumption 120 V, 60 Hz	150 W, 1.22 A
Power Consumption 230 V, 50 Hz	158 W, 0.66 A
Power Linking	11 units @ 120 V; 18 units @ 208 V; 20 units @ 230 V
CONTROL	
Control Channels	DMX: 1, 2, 3 or 6
Protocols	DMX, RDM
RDM	Yes
Selectable PWM	Yes
PHYSICAL	
Dimensions	12.48 x 12.83 x 14 in (317 x 326 x 363 mm)
Weight	11.6 lb (5.3 kg)
Power Connection	Neutrik® powerCON® power input and output connector
Control Connection	3- and 5-pin DMX input and output connectors
CONTROL CONNECTION	
Certification(s)	CE, MET
Environment	IP20, dry location
INCLUDED ACCESSORIES	
Fixture Hardware	Narrow, Medium and Wide Lenses, Gel Frame (7.5 in/191 mm)
OPTIONAL ACCESSORIES	
Power Cables	Neutrik® powerCON® extension cables (See page 125)
Data Cables	3- and 5-pin XLR DMX cables
Fixture Hardware	Ovation F 7.5" Barn door; Ovation 60 deg, 7.5" Honeycomb
Professional Clamps	CTC-50HC, CTC-50HCN, CTC-50G (See page 124)
Optics	Color Blending Filter (60° x 1°, 20°) (See page 125)



Optional Ovation 60 deg, 7.5" Honeycomb (Sold separately)



Shown with optional Ovation F 7.5" Barn Door (Sold separately)

OVATION P-56UV

NEW



Ovation P-56UV is a compact, virtually silent par and the first of its kind to produce a flat and even field of true UV light with minimal projected visibility via a homogenized, single-source LED. Interchangeable lens plates are included for medium and wide beam angles and the unit accepts standard 7.5" beam shaping accessories. Ideally suited for theatrical and studio applications, the virtually silent and bright par also features extremely smooth 16-bit dimming, as well as RDM and PWM for set-up ease.



OUTPUT	
Installed Optic(s)	1 LEDs (1UV) 114 W, (3 A), 50,000 hours life expectancy
Coverage Angle (Medium Lens)	Medium Lens
Radiant Power	56°
Dominant Wavelength	33,022 mW
ELECTRICAL	
Voltage Range	100 to 240 VAC, 50/60 Hz (auto-ranging)
Power Consumption 120 V, 60 Hz	125 W, 1.03 A @ 120 V
Power Consumption 230 V, 50 Hz	136 W, .58 A @ 230 V
Power Linking	13 units @ 120 V; 23 units @ 230 V
CONTROL	
Control Channels	DMX: 1, 2, 3 or 6
Protocols	DMX, RDM
RDM	Yes
Selectable PWM	Yes
PHYSICAL	
Dimensions	12.48 x 12.83 x 14 in (317 x 326 x 363 mm)
Weight	12 lb (5.4 kg)
Power Connection	Neutrik® powerCON® power input and output connector
Control Connection	3- and 5-pin DMX input and output connectors
CONTROL CONNECTION	
Certification(s)	CE, MET
Environment	IP20
INCLUDED ACCESSORIES	
Fixture Hardware	Gel frame holder (7.5 in/191 mm accessories)
OPTIONAL ACCESSORIES	
Power Cables	Neutrik® powerCON® extension cables (See page 125)
Data Cables	3- and 5-pin XLR DMX cables
Fixture Hardware	Ovation F7.5" Barn door
Professional Clamps	CTC-50HC, CTC-50HCN, CTC-50G (See page 124)
Optics	Color Blending Filter (60° x 1°, 20°) (See page 125)

Shown with optional Ovation F 7.5" Barn Door (Sold separately)



COLORADO

Colorado is the world's most widely specified line of static LED wash lights, built for a variety of applications—touring, stage, film, TV studios, and permanent installation. Rugged, flicker-free and energy efficient, these indoor and outdoor luminaires are ready for deployment for the most taxing projects. Calibrated LEDs ensure color consistency for flawless, seamless washes, while ingenious dimming curves rival fade out cues of conventional lights.



COLORADO 3 SOLO



Colorado 3 Solo uses an advanced fast and smooth zoom and three 60 W RGBW LEDs to project an intense and fully homogenized beam through precision optics. This indoor/outdoor wash light has IP rated power and data connectors, and full convection cooling to ensure a reliable and silent performance in a wide range of applications, from theatrical stages to outdoor festival productions.



OUTPUT	
Source	3 LEDs (quad-color RGBW) 60 W, (4.4 A), 50,000 hours
Installed Optic(s)	Zoomable optics from 8° to 45°
Beam Angle	4° to 34°
Field Angle	8° to 45°
Illuminance	(8°): 15,280 lux @ 5 m; (45°): 313 lux @ 5 m
Lumens (Full Spot)	1,886
Lumens (Full Flood)	2,227
Color Temperature Range	2800 to 10000 K
ELECTRICAL	
Voltage Range	100 to 240 V, 50/60 Hz (auto-ranging)
Power Consumption 120 V, 60 Hz	187 W, 1.58 A
Power Consumption 230 V, 50 Hz	175 W, 0.87 A
Power Linking	8 units @ 120 V; 15 units @ 230 V
CONTROL	
Control Channels	DMX: 9, 12 or 17
Protocols	DMX, RDM
Dimming	5 selectable dimming curves
Stand Alone Color Mixing	Yes
RDM	Yes
Selectable PWM	Yes
Color Temperature Presets	Yes
Built-in Automated Programs	Yes
Customizable Programs	Yes
Recall Custom Programs	Yes
PHYSICAL	
Dimensions	9.84 x 12.36 x 16.25 in (250 x 314 x 413 mm)
Weight	19.8 lbs (9 kg)
Power Connection	Seetronic® Powerkon IP65 power input and output connector
Control Connection	3- and 5-pin IP65 XLR DMX input and output connectors
LISTINGS	
Certification(s)	CE, MET
Environment	IP65, outdoor/wet, with pressure equalizing M12 GORE® valve
INCLUDED ACCESSORIES	
Hardware	Gel Frame
OPTIONAL ACCESSORIES	
Power Cables	Seetronic® Powerkon IP65 extension cables (See page 125)
Data Cables	5-pin IP65 XLR DMX cables
Fixture Hardware	SC-07 (Safety Cable)
Professional Clamps	CTC-50HC, CTC-50HCN, CTC-50G (See page 124)
Optics	Color Blending Filter (60° x 1°, 20°) (See page 125)

COLORADO 2 SOLO



Colorado 2 Solo is fitted with three 40 W RGBW LEDs to project a beautiful and fully homogenized beam through fast and smooth zoom and precision optics. This indoor/outdoor wash light has IP rated power and data connectors, and full convection cooling to ensure a reliable and silent performance in a wide range of applications, from theatrical stages to outdoor festival productions.



OUTPUT	
Source	3 LEDs (quad-color RGBW) 40 W, (2.5 A), 50,000 hours
Installed Optic(s)	Zoomable optics from 7° to 42°
Beam Angle	5° to 27°
Field Angle	7° to 42°
Illuminance	(7°): 9,720 lux @ 5 m; (42°): 318 lux @ 5 m
Lumens (Full Spot)	1,094
Lumens (Full Flood)	1,283
Color Temperature Range	2800 to 10000 K
ELECTRICAL	
Voltage Range	100 to 240 V, 50/60 Hz (auto-ranging)
Power Consumption 120 V, 60 Hz	130 W, 1.11 A
Power Consumption 230 V, 50 Hz	123 W, 0.57 A
Power Linking	12 units @ 120 V; 23 units @ 230 V
CONTROL	
Control Channels	DMX: 9, 12 or 17
Protocols	DMX, RDM
Dimming	5 selectable dimming curves
RDM	Yes
Selectable PWM	Yes
Stand Alone Color Mixing	Yes
Color Temperature Presets	Yes
Built-in Automated Programs	Yes
Customizable Programs	Yes
Recall Custom Programs	Yes
PHYSICAL	
Dimensions	8.26 x 10.7 x 15.2 in (210 x 274 x 387 mm)
Weight	16.2 lbs (7.3 kg)
Power Connection	Seetronic® Powerkon IP65 power input and output connector
Control Connection	3- and 5-pin IP65 XLR DMX input and output connectors
LISTINGS	
Certification(s)	CE, MET
Environment	IP65, outdoor/wet, with pressure equalizing M12 GORE® valve
INCLUDED ACCESSORIES	
Hardware	Gel Frame
OPTIONAL ACCESSORIES	
Power Cables	Seetronic® Powerkon IP65 extension cables (See page 125)
Data Cables	5-pin IP65 XLR DMX cables
Fixture Hardware	SC-07 (Safety Cable)
Professional Clamps	CTC-50HC, CTC-50HCN, CTC-50G (See page 124)
Optics	Color Blending Filter (60° x 1°, 20°) (See page 125)

COLORADO 1 SOLO



Colorado 1 Solo builds on the pedigree of our Colorado line of fixtures with advanced optics and superb performance in any environment, from indoor stages to outdoor festivals. This powerful IP65 outdoor-rated RGBW LED wash projects an even, fully homogenized beam through fast and smooth zoom and precision optics. It utilizes IP rated power and data connectors as well as full convection cooling for a silent and reliable operation, indoors and outdoors.



OUTPUT	
Source	1 LED (quad-color RGBW) 60 W, (4 A), 50,000 hours
Installed Optic(s)	Zoomable optics from 8° to 55°
Beam Angle	4° to 40°
Field Angle	8° to 55°
Illuminance	(8°): 5,370 lux @ 5 m; (55°): 97 lux @ 5 m
Lumens (Full Spot)	610
Lumens (Full Flood)	689
Color Temperature Range	2800 to 10000 K
ELECTRICAL	
Voltage Range	100 to 240 V, 50/60 Hz (auto-ranging)
Power Consumption 120 V, 60 Hz	65 W, 0.55 A
Power Consumption 230 V, 50 Hz	65 W, 0.30 A
Power Linking	24 units @ 120 V; 45 units @ 230 V
CONTROL	
Control Channels	DMX: 9, 12 or 17
Dimming	5 selectable dimming curves
RDM	Yes
Selectable PWM	Yes
Stand Alone Color Mixing	Yes
Color Temperature Presets	Yes
Built-in Automated Programs	Yes
Customizable Programs	Yes
Recall Custom Programs	Yes
PHYSICAL	
Dimensions	13.62 x 6.93 x 9.53 in (346 x 176 x 242 mm)
Weight	11.8 lb (5.4 kg)
Power Connection	Seetronic® Powerkon IP65 power input and output connector
Control Connection	5-pin IP65 XLR DMX input and output connectors
LISTINGS	
Certification(s)	CE, MET
Environment	IP65, outdoor/wet, with pressure equalizing M12 GORE® valve
INCLUDED ACCESSORIES	
Hardware	Gel Frame
OPTIONAL ACCESSORIES	
Power Cables	Seetronic® Powerkon IP65 extension cables (See page 125)
Data Cables	5-pin IP65 XLR DMX cables
Fixture Hardware	SC-07 (Safety Cable)
Professional Clamps	CTC-50HC, CTC-50HCN, CTC-50G (See page 124)
Optics	Color Blending Filter (60° x 1°, 20°) (See page 125)

COLORADO M SOLO

NEW



Colorado M Solo takes the optics of the COLORado 1 Solo and shrinks them into a more compact, but equally robust static wash light package. Superbly suited for touring and production work indoors or out, this IP65 outdoor-rated RGBW LED wash light projects an even, fully homogenized beam through fast and smooth zoom and precision optics. It utilizes IP rated power and data connectors as well as full convection cooling for silent and reliable operation, even in the tightest of spaces.



STATIC WASH LIGHTS

OUTPUT	
Source	1 LED (quad-color RGBW) 40 W, (2.55 A), 50,000 hours
Installed Optic(s)	Zoomable optics from 5° to 24°
Beam Angle	4° to 18°
Field Angle	5° to 24°
Illuminance	(5°) 4280 lux @ 5 m, (24°) 238 lux @ 5 m
Lumens (Full Spot)	302
Lumens (Full Flood)	482
Color Temperature Range	2800 to 10000 K
ELECTRICAL	
Voltage Range	100 to 240 VAC, 50/60 Hz (auto-ranging)
Power Consumption 120 V, 60 Hz	44 W, 0.34 A
Power Consumption 230 V, 50 Hz	49 W, 0.22 A
Power Linking	39 units @ 120 V; 62 units @ 230 V
CONTROL	
Control Channels	DMX: 9, 12, 17
Protocols	DMX, RDM
Dimming	5 selectable dimming curves
RDM	Yes
Selectable PWM	Yes
Stand Alone Color Mixing	Yes
Color Temperature Presets	Yes
Built-in Automated Programs	Yes
Customizable Programs	Yes
Recall Custom Programs	Yes
PHYSICAL	
Dimensions	13.03 x 7.32 x 5.31 in (331 x 186 x 135 mm)
Weight	7.8 lb (3.6 kg)
Power Connection	Seetronic® Powerkon IP65 power input and output connector
Control Connection	5-pin IP65 XLR DMX input and output connectors
LISTINGS	
Certification(s)	CE, MET
Environment	IP65, outdoor/wet, with pressure equalizing M12 GORE® valve
INCLUDED ACCESSORIES	
Hardware	Gel Frame
OPTIONAL ACCESSORIES	
Power Cables	Seetronic® Powerkon IP65 extension cables (See page 125)
Data Cables	5-pin IP65 XLR DMX cables
Fixture Hardware	SC-07 (Safety Cable)
Professional Clamps	CTC-50HC, CTC-50HCN, CTC-50G (See page 124)
Optics	Color Blending Filter (60° x 1°, 20°) (See page 125)

COLORADO 2 - QUAD ZOOM



Colorado 2-Quad Zoom is a solid indoor/outdoor wash light featuring 14 bright quad-colored Osram (RGBW) LEDs and a 14° to 44° zoom. Selectable dimming curves facilitate its integration into an existing rig. This excellent LED wash light maintains its IP65 rating with IP rated DMX cables, but standard 5-pin XLR DMX cables work perfectly for indoor use. IP rated power and data connectors allow for easy connections without the need for proprietary cabling.



IP65 RATED

RGBW Color Mixing



OUTPUT	
Source	14 LEDs (quad-color RGBW) 15 W, (985 mA), 50,000 hours
Installed Optic(s)	Zoomable optics from 14° to 44°
Beam Angle	7° to 29°
Field Angle	14° to 44°
Illuminance	(14°): 7,180 lux @ 5 m; (44°): 737 lux @ 5 m
Lumens (Full Spot)	2,385
Lumens (Full Flood)	2,877
Color Temperature Range	2800 to 10000 K
ELECTRICAL	
Voltage Range	100 to 240 V, 50/60 Hz (auto-ranging)
Power Consumption 120 V, 60 Hz	220 W, 1.82 A
Power Consumption 230 V, 50 Hz	228 W, 0.98 A
Power Linking	7 units @ 120 V; 13 units @ 230 V
CONTROL	
Control Channels	DMX: 3, 4, 5, 6, 7, 12 or 17
Protocols	DMX
Dimming	9 selectable dimming curves
Stand Alone Color Mixing	Yes
Color Temperature Presets	Yes
Built-in Automated Programs	Yes
Customizable Programs	Yes
Recall Custom Programs	Yes
PHYSICAL	
Dimensions	12.9 x 11.1 x 9.2 in (330 x 284 x 236 mm)
Weight	18.8 lb (8.6 kg)
Power Connection	Seetronic® Powerkon IP65 power input and output connector
Control Connection	5-pin IP65 XLR DMX input and output connectors
LISTINGS	
Certification(s)	CE, MET
Environment	IP65, outdoor/wet, with pressure equalizing M12 GORE® valve
INCLUDED ACCESSORIES	
Hardware	Gel Frame
Hardware	Gel Frame Holder
OPTIONAL ACCESSORIES	
Power Cables	Seetronic® Powerkon IP65 extension cables (See page 125)
Data Cables	5-pin IP65 XLR DMX cables
Fixture Hardware	SC-07 (Safety Cable)
Professional Clamps	CTC-50HC, CTC-50HCN, CTC-50G (See page 124)
Optics	Color Blending Filter (60° x 1°, 20°) (See page 125)



Included Gel Frame Holder

COLORADO 1 - QUAD ZOOM



Colorado 1-Quad Zoom is an excellent indoor/outdoor wash light with seven Osram RGBW LEDs delivering big time power from a compact, yet solid housing. It maintains its IP65 rating with IP rated DMX cables, but standard 5-pin XLR DMX cables work perfectly for indoor use. A 13° to 45° zoom gives you ample control over the beam, and selectable dimming curves facilitate the integration of the fixtures into an existing rig. Center pixel control provides even more dynamic effects with full 16-bit dimming. Outdoor rated power and data connectors allow for easy connections without proprietary cabling.



IP65 RATED

RGBW Color Mixing



OUTPUT	
Source	7 LEDs (quad-color RGBW) 15 W, (1 A), 50,000 hours
Installed Optic(s)	Zoomable optics from 13° to 45°
Beam Angle	7° to 32°
Field Angle	13° to 45°
Illuminance	(13°): 4,009 lux @ 5 m; (45°): 324 lux @ 5 m
Lumens (Full Spot)	1,765
Lumens (Full Flood)	1,918
Color Temperature Range	2800 to 10000 K
ELECTRICAL	
Voltage Range	100 to 240 V, 50/60 Hz (auto-ranging)
Power Consumption 120 V, 60 Hz	112 W, 0.97 A
Power Consumption 230 V, 50 Hz	119 W, 0.51 A
Power Linking	14 units @ 120 V; 26 units @ 230 V
CONTROL	
Control Channels	DMX: 3, 4, 5, 6, 7, 10, 12, 17 or 25
Protocols	DMX
Dimming	9 selectable dimming curves
Stand Alone Color Mixing	Yes
Color Temperature Presets	Yes
Built-in Automated Programs	Yes
Customizable Programs	Yes
Recall Custom Programs	Yes
PHYSICAL	
Dimensions	13.14 x 9.25 x 7.48 in (334 x 235 x 190 mm)
Weight	15.4 lb (7 kg)
Power Connection	Seetronic® Powerkon IP65 power input and output connector
Control Connection	5-pin IP65 XLR DMX input and output connectors
LISTINGS	
Certification(s)	CE, MET
Environment	IP65, outdoor/wet, with pressure equalizing M12 GORE® valve
INCLUDED ACCESSORIES	
Hardware	Gel Frame
Hardware	Gel Frame Holder
OPTIONAL ACCESSORIES	
Power Cables	Seetronic® Powerkon IP65 extension cables (See page 125)
Data Cables	5-pin IP65 XLR DMX cables
Fixture Hardware	SC-07 (Safety Cable)
Professional Clamps	CTC-50HC, CTC-50HCN, CTC-50G (See page 124)
Optics	Color Blending Filter (60° x 1°, 20°) (See page 125)



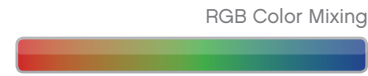
Included Gel Frame Holder

COLORADO 1 QUAD

NEW



Colorado 1 Quad is an excellent indoor/outdoor robust wash light with 14 5 W RGBW LEDs that deliver big power from a compact, yet solid IP65 housing. A 13° beam angle gives you ample control over the beam and selectable dimming curves facilitate the integration of the fixtures into existing rigs. Center pixel control provides even more dynamic effects with full 16-bit dimming. And outdoor rated power and data connectors allow for easy connections without propriety cabling.



OUTPUT	
Source	14 LEDs (quad-color RGBW) 5 W, (350 mA), 50,000 hours life expectancy.
Installed Optic(s)	16°
Beam Angle	13°
Field Angle	26°
Lumens	1,633
Illuminance	1,200 lux @ 5 m
Color Temperature Range	2800 to 10000 K
ELECTRICAL	
Voltage Range	100 to 240 V, 50/60 Hz (auto-ranging)
Power Consumption 120 V, 60 Hz	109 W, 0.892 A
Power Consumption 230 V, 50 Hz	112 W, 0.492 A
Power Linking	15 units @ 120 V; 27 units @ 230 V
CONTROL	
Control Channels	DMX: 3, 4, 5, 6, 9, 10, 13 or 15
Protocols	DMX
Dimming	9 selectable dimming curves
Stand Alone Color Mixing	Yes
Color Temperature Presets	Yes
Built-in Automated Programs	Yes
Customizable Programs	Yes
Recall Custom Programs	Yes
PHYSICAL	
Dimensions	8 x 9.7 x 9.5 in (202 x 246 x 242 mm)
Weight	9.8 lb (4.5 kg)
Power Connection	Seetronic® Powerkon IP65 power input and output connector
Control Connection	5-pin IP65 XLR input and output connectors
LISTINGS	
Certification(s)	CE, MET
Environment	IP65, outdoor/wet, with pressure equalizing M12 GORE® valve
INCLUDED ACCESSORIES	
Hardware	Gel frame holder (7.5 in/191 mm accessories)
OPTIONAL ACCESSORIES	
Power Cables	Seetronic Powerkon power linking cables
Data Cables	5-pin IP65 XLR DMX cables
Professional Clamps	CTC-50HC, CTC-50HCN, CTC-50G (See page 124)
Optics	Color Blending Filter (60° x 1°, 20°) (See page 125)




Included Gel Frame Holder

COLORADO 1 - QUAD ZOOM VW



Colorado 1-Quad Zoom VW is a bright indoor/outdoor PAR-style variable white wash light featuring seven 15 W Osram quad-LEDs with tunable Color Temperature, from 2800 K to 9010 K, to match tungsten sources up to and beyond daylight. A zoom range of 15° to 49°, and five dimming curves allow the creative use of the fixture as a beam, wide flood, and wash. It maintains its IP65 rating with IP rated DMX cables, but standard 5-pin XLR DMX cables work perfectly for indoor use.



OUTPUT	
Source	7 LEDs (2 WW, 2 CW per quad LED) 15 W, (1 A), 50,000 hours
Installed Optic(s)	Zoomable optics from 15° to 49°
Beam Angle	9° to 33°
Field Angle	15° to 49°
Lumens (Full Spot)	1,988
Lumens (Full Flood)	2,149
Illuminance	(15°): 2,700 lux @ 5 m; (49°): 254 lux @ 5 m
Color Temperature Range	2800 to 9010 K
ELECTRICAL	
Voltage Range	100 to 240 V, 50/60 Hz (auto-ranging)
Power Consumption 120 V, 60 Hz	77 W, 0.65 A
Power Consumption 230 V, 50 Hz	84 W, 0.36 A
Power Linking	20 units @ 120 V; 37 units @ 230 V
CONTROL	
Control Channels	DMX: 1, 6 or 10
Protocols	DMX
Dimming	9 selectable dimming curves
Stand Alone Color Mixing	Yes
Color Temperature Presets	Yes
Built-in Automated Programs	Yes
Customizable Programs	Yes
Recall Custom Programs	Yes
PHYSICAL	
Dimensions	13.14 x 9.25 x 7.48 in (334 x 235 x 190 mm)
Weight	15.2 lb (7 kg)
Power Connection	Seetronic® Powerkon IP65 power input and output connector
Control Connection	5-pin IP65 XLR DMX input and output connectors
LISTINGS	
Certification(s)	CE, MET
Environment	IP65, outdoor/wet, with pressure equalizing M12 GORE® valve
INCLUDED ACCESSORIES	
Hardware	Gel Frame
Hardware	Gel Frame Holder
OPTIONAL ACCESSORIES	
Power Cables	Seetronic® Powerkon IP65 extension cables (See page 125)
Data Cables	3-pin and 5-pin IP65 XLR DMX cables
Fixture Hardware	SC-07 (Safety Cable)
Professional Clamps	CTC-50HC, CTC-50HCN, CTC-50G (See page 124)
Optics	Color Blending Filter (60° x 1°, 20°) (See page 125)





Included Gel Frame Holder

COLORADO SOLO BATTEN



NEW

Colorado Solo Batten is a powerful one-of-a-kind batten that projects a single homogenized wash with smooth color-mixing, giving it the appearance of a bright single bar of light without round “eyes” or pixels. It complements the COLORado Solo pars perfectly. This very versatile fixture is also engineered with 12 square sections that can be controlled individually, appear seamlessly together without separation and create an endless variety of color control and pixel mapping effects. The unit is IP65 rated and equipped with DMX and RDM protocols.



OUTPUT	
Source	144 LEDs (24 red, 24 green, 24 blue, 24 amber, 48 white)
Installed Optic(s)	3 W, (612 mA) 50,000 hours life expectancy
Beam Angle	18°
Field Angle	20° x 16°
Lumens	34 ° x 29°
Illuminance	6,968
Color Temperature Range	2,250 lux @ 5 m
	1800 to 8000 K
ELECTRICAL	
Voltage Range	100 to 240 VAC, 50/60 Hz (auto-ranging)
Power Consumption 120 V, 60 Hz	331 W, 2.75 A
Power Consumption 230 V, 50 Hz	332 W, 1.46 A
Power Linking	4 units @ 120 V; 8 units @ 208 V; 9 units @ 230 V
CONTROL	
Control Channels	DMX Channels: 1 Cell: 3, 4, 5, 8, 8, 9, 10, 10, 16 2 Cell: 6, 8, 10, 15, 15, 17, 19, 20, 30 3 Cell: 9, 12, 15, 21, 22, 24, 27, 30, 43 12 Cell: 36, 48, 60, 75, 85, 87, 99, 120, 160 Art-Net™ Channels: 1 Cell: 3, 4, 5, 8, 8, 9, 10, 10, 16 2 Cell: 6, 8, 10, 15, 15, 17, 19, 20, 30 3 Cell: 9, 12, 15, 21, 22, 24, 27, 30, 43 12 Cell: 36, 48, 60, 75, 85, 87, 99, 120, 160
Protocols	Art-Net, DMX, RDM, sACN
Dimming	5 selectable dimming curves
RDM	Yes
Selectable PWM	Yes
Stand Alone Color Mixing	Yes
Color Temperature Presets	Yes
Built-in Automated Programs	Yes
Customizable Programs	Yes
Recall Custom Programs	Yes
PHYSICAL	
Dimensions	39.86 x 9.06 x 9.84 in (1013 x 230 x 250 mm)
Weight	38.6 lb (17.5 kg)
Power Connection	Seetronic® Powerkon IP65 power input and output connector
Control Connection	5-pin IP65 XLR DMX, Seetronic etherCON IP65 input and output connectors
LISTINGS	
Certification(s)	CE, MET
Environment	IP65, outdoor/wet, with pressure equalizing M12 GORE® valve
INCLUDED ACCESSORIES	
Fixture Hardware	Glare Shield
OPTIONAL ACCESSORIES	
Power Cables	Seetronic® Powerkon power linking cables
Data Cables	IP Ethercon Cables, 5-pin IP DMX Cables
Fixture Hardware	SC-07 (Safety Cable)
Professional Clamps	CTC-50HC, CTC-50HCN, CTC-50G (See page 124)

RGBWA Color Mixing



Color for Every Mood.



COLORADO SOLO BATTEN

12 individually controllable square sections
create endless color control and pixel
mapping effects

COLORADO BATTEN 72X



NEW

Colorado Batten 72X is a class leading, powerful IP65 batten-style wash light powered by 72 calibrated RGBWA LEDs. The compact, tour-ready unit produces superb color rendering and a vast palette from soft pastels to saturated hues. Its 16-bit dimming capability, as well as five selectable dimming curves provides smooth fades and facilitate its incorporation into aging traditional rigs. Integrated trunnions accommodate clamps for vertical or horizontal hanging.



OUTPUT	
Source	72 LEDs (18 red, 18 green, 18 blue, 9 white, 9 amber) 3 W, (690 mA), 50,000 hours life expectancy
Installed Optic(s)	24°
Beam Angle	22° x 18°
Field Angle	39° x 34°
Lumens	3,631
Illuminance	1,730 lux @ 5 m
Color Temperature Range	3,200 to 10,000 K
ELECTRICAL	
Voltage Range	100 to 240 V, 50/60 Hz (auto-ranging)
Power Consumption 120 V, 60 Hz	161 W, 1.33 A
Power Consumption 230 V, 50 Hz	163 W, 0.71 A
Power Linking	10 units @ 120 V; 17 units @ 230 V
CONTROL	
Control Channels	1 Cell: 3, 4, 5, 8, 8, 9, 10, 10, 16; 3 Cell: 9, 12, 15, 21, 22, 24, 27, 30, 43
Protocols	DMX, RDM
Dimming	5 selectable dimming curves
RDM	Yes
Selectable PWM	Yes
Stand Alone Color Mixing	Yes
Color Temperature Presets	Yes
Built-in Automated Programs	Yes
Customizable Programs	Yes
Recall Custom Programs	Yes
PHYSICAL	
Dimensions	39.37 x 6.14 x 2.95 in (1000 x 156 x 75 mm)
Weight	18.6 lb (8.4 kg)
Power Connection	Seetronic® Powerkon IP65 power input and output connector
Control Connection	5-pin IP65 XLR DMX input and output connectors
LISTINGS	
Certification(s)	CE, MET
Environment	IP65, outdoor/wet, with pressure equalizing M12 GORE® valve
INCLUDED ACCESSORIES	
Fixture Hardware	Glare Shield
OPTIONAL ACCESSORIES	
Power Cables	Seetronic® Powerkon power linking cables
Data Cables	5-pin IP DMX Cables
Fixture Hardware	SC-07 (Safety Cable)
Professional Clamps	CTC-50HC, CTC-50HCN, CTC-50G (See page 124)



COLORADO PANEL Q40



NEW

Colorado Panel Q40 is a powerful IP65-rated rectangular wash light that features 40 15 W RGBW LEDs capable of flawless edge-to-edge color mixing. This rugged indoor/outdoor unit can be manipulated through adjustable beam angles and includes a magnetic flood filter to produce a wider, but still even area wash. Its outdoor rated power and data connectors allow for easy connections without propriety cabling. Control it as you see fit with W-DMX and RDM.



Photo: SWD Photography



Shown with optional Barn Door (Sold separately)



OUTPUT	
Source	40 LEDs (quad-color RGBW) 15 W, (970 mA), 50,000 hours life expectancy.
Installed Optic(s)	15°
Beam Angle (w/o filter)	15°
Beam Angle (w/ filter)	24°
Field Angle (w/o filter)	28°
Field Angle (w/ filter)	48°
Illuminance (w/o filter)	9,480 lux @ 5 m
Illuminance (w/ filter)	3,045 lux @ 5 m
Lumens	16,589
Color Temperature Range	2800 to 100000 K
ELECTRICAL	
Voltage Range	100 to 240 VAC, 50/60 Hz (auto-ranging)
Power Consumption 120 V, 60 Hz	570 W, 4.69 A
Power Consumption 208 V, 60 Hz	560 W, 2.71 A
Power Consumption 230 V, 50 Hz	560 W, 2.44 A
Power Linking	2 units @ 120 V; 4 units @ 208 V; 5 units @ 230 V
CONTROL	
Control Channels	DMX: 4, 7, 11, 16 or 23
Protocols	DMX, W-DMX, RDM
Dimming	4 selectable dimming curves
RDM	Yes
Selectable PWM	Yes
Stand Alone Color Mixing	Yes
Color Temperature Presets	Yes
Built-in Automated Programs	Yes
PHYSICAL	
Dimensions	515 x 196 x 304 mm
Weight	12.8 kg
Power Connection	Seetronic Powerkon IP65
Control Connection	5-pin IP65 XLR DMX input and output connectors
LISTINGS	
Certification(s)	CE, MET
Environment	IP65, temporary outdoor/wet use with pressure equalizing M12 GORE® valve
INCLUDED ACCESSORIES	
Hardware	Color Blending Filter lens, Omega bracket with mounting hardware
OPTIONAL ACCESSORIES	
Power Cables	Seetronic® Powerkon IP65 extension cables (See page 125)
Data Cables	5-pin IP or Non-IP DMX Cables
Professional Clamps	SC-07 (Safety Cable)

COLORDASH PAR H12IP



Colordash Par H12IP is a compact, yet powerful IP-rated RGBWAUV LED wash delivering a beautifully mixed, soft field of richly saturated colors. It features a user-friendly OLED full text display. IP rated connections for power and DMX make setup a breeze.



RGBWAUV Color Mixing



OUTPUT	
Source	12 LEDs (hex-color RGBWAUV) 10 W, (650 mA), 50,000 hours
Installed Optic(s)	15°
Beam Angle	22°
Field Angle	34°
Illuminance	1,180 lux @ 5 m
Color Temperature Range	2800 to 10000 K
ELECTRICAL	
Voltage Range	100 to 240 VAC, 50/60 Hz (auto-ranging)
Power Consumption 120 V, 60 Hz	113 W, 0.936 A
Power Consumption 230 V, 50 Hz	117 W, 0.505 A
Power Linking	14 units @ 120 V; 26 units @ 230 V
CONTROL	
Control Channels	DMX: 6, 8 or 13
RDM	Yes
Dimming	4 selectable dimming curves
Stand Alone Color Mixing	Yes
Built-in Automated Programs	Yes
PHYSICAL	
Dimensions	12.3 x 11.9 x 6.9 in (322 x 305 x 177 mm)
Weight	13.4 lb (6.1 kg)
Power Connection	Seetronic® Powerkon IP65 power input and output connector
Control Connection	5-pin IP65 XLR DMX input and output connectors
LISTINGS	
Certification(s)	CE, MET
Environment	IP65, outdoor/wet, with pressure equalizing M12 GORE® valve
INCLUDED ACCESSORIES	
Hardware	Gel Frame
OPTIONAL ACCESSORIES	
Power Cables	Seetronic® Powerkon IP65 extension cables (See page 125)
Data Cables	5-pin IP65 XLR DMX cables
Fixture Hardware	SC-07 (Safety Cable)
Professional Clamps	CTC-50HC, CTC-50HCN, CTC-50SCL, CTC-50G (See page 125)
Optics	Color Blending Filter (60° x 1°, 20°) (See page 125)

COLORDASH

Colordash is a line of discreet, energy-saving LED fixtures conceived to fit any décor seamlessly. They perform excellent color washes and are HD video friendly.

COLORDASH PAR H7IP



Colordash Par H7IP is an ultra compact, all-weather RGBWAUV LED wash at home in any environment. It delivers a beautifully mixed, soft field of deeply saturated colors. It features a user-friendly OLED full text display. IP rated connections for power and DMX make setup a breeze.



RGBAW+UV Color Mixing




OUTPUT	
Source	7 LEDs (hex-color RGBAW+UV) 10 W, (2.3 A), 50,000 hours
Installed Optic(s)	15°
Beam Angle	21°
Field Angle	47°
Illuminance	674 lux @ 5 m
Color Temperature Range	2800 to 10000 K
ELECTRICAL	
Voltage Range	100 to 240 VAC, 50/60 Hz (auto-ranging)
Power Consumption 120 V, 60 Hz	63 W, 0.52 A
Power Consumption 230 V, 50 Hz	66 W, 0.28 A
Power Linking	26 units @ 120 V; 50 units @ 230 V
CONTROL	
Control Channels	DMX: 6, 8 or 13
Control Protocol	DMX, RDM
RDM	Yes
Dimming	4 selectable dimming curves
Stand Alone Color Mixing	Yes
Built-in Automated Programs	Yes
PHYSICAL	
Dimensions	11 x 9.4 x 6 in (280 x 240 x 154 mm)
Weight	7.8 lb (3.6 kg)
Power Connection	Seetronic® Powerkon IP65 power input and output connector
Control Connection	5-pin IP65 XLR DMX input and output connectors
LISTINGS	
Certification(s)	CE, MET
Environment	IP65, outdoor/wet, with pressure equalizing M12 GORE® valve
INCLUDED ACCESSORIES	
Hardware	Gel Frame
OPTIONAL ACCESSORIES	
Power Cables	Seetronic® Powerkon IP65 extension cables (See page 125)
Data Cables	5-pin IP65 XLR DMX cables
Fixture Hardware	SC-07 (Safety Cable)
Professional Clamps	CTC-50HC, CTC-50HCN, CTC-50SCL, CTC-50G (See page 124)
Optics	Color Blending Filter (60° x 1°, 20°) (See page 125)

COLORDASH PAR - QUAD 18




Colordash Par-Quad 18 is powered by 18 quad-colored RGBA LEDs in a compact and durable housing. Amber LEDs help produce any variation of white and stunning saturated colors for an expansive palette devoid of multi-colored shadows. A split-yoke bracket eliminates the need for floor stands. Power linking with locking Neutrik® powerCON® power in and out and 3- and 5-pin DMX connectors simplify connections and setup. Colordash Par-Quad 18 also includes a gel frame holder and gel frame.

RGBA Color Mixing



OUTPUT	
Source	18 LEDs (quad-color RGBA) 7 W, (500 mA), 50,000 hours
Installed Optic(s)	20°
Beam Angle	18°
Field Angle	32.5°
Illuminance	1,210 lux @ 5 m
Color Temperature Range	2800 to 10000 K
ELECTRICAL	
Voltage Range	100 to 240 VAC, 50/60 Hz (auto-ranging)
Power Consumption 120 V, 60 Hz	113 W, 0.95 A
Power Consumption 230 V, 50 Hz	117 W, 0.51 A
Power Linking	14 units @ 120 V; 26 units @ 230 V
CONTROL	
Control Channels	DMX: 4, 6 or 10
Protocols	DMX
Dimming	4 selectable dimming curves
Stand Alone Color Mixing	Yes
Built-in Automated Programs	Yes
PHYSICAL	
Dimensions	12.7 x 11.7 x 4.1 in (323 x 298 x 106 mm)
Weight	10.2 lb (4.6 kg)
Power Connection	Neutrik® powerCON® power input and output connector
Control Connection	3- and 5-pin XLR DMX input and output connectors
LISTINGS	
Certification(s)	CE, MET
Environment	IP20, dry location
INCLUDED ACCESSORIES	
Hardware	Gel Frame Holder
Hardware	Gel Frame
OPTIONAL ACCESSORIES	
Power Cables	Neutrik® powerCON® extension cables
Data Cables	3- and 5-pin XLR DMX cables
Fixture Hardware	SC-07 (Safety Cable)
Professional Clamps	CTC-50HC, CTC-50HCN, CTC-50G (See page 124)
Optics	Color Blending Filter (60° x 1°, 20°) (See page 125), Colordash Par 18 Barndoor (See page 125)



Barn Doors (sold separately)



Included Gel Frame Holder

COLORDASH PAR - QUAD 7



Colordash Par-Quad 7 is an ultra compact and durable wash light that fits in places where other fixtures cannot. Seven quad-colored RGBA LEDs project deeply saturated colors and variations of white at a variety of preset Color Temperatures and without multi-colored shadows. A split-yoke bracket eliminates the need for floor stands. Power linking with locking Neutrik® powerCON® power in and out and 3- and 5-pin DMX connectors ease connections and setup. Colordash Par-Quad 7 also includes a gel frame holder and gel frame.

RGBA Color Mixing



OUTPUT	
Source	7 LEDs (quad-color RGBA) 7 W, (500 mA), 50,000 hours
Installed Optic(s)	20°
Beam Angle	18°
Field Angle	32.5°
Illuminance	434 lux @ 5 m
Color Temperature Range	2800 to 10000 K
ELECTRICAL	
Voltage Range	100 to 240 VAC, 50/60 Hz (auto-ranging)
Power Consumption 120 V, 60 Hz	73 W, 0.6 A
Power Consumption 230 V, 50 Hz	74 W, 0.35 A
Power Linking	21 units @ 120 V; 39 units @ 230 V
CONTROL	
Control Channels	DMX: 4, 6 or 10
Protocol	DMX
Dimming	4 selectable dimming curves
Stand Alone Color Mixing	Yes
Built-in Automated Programs	Yes
PHYSICAL	
Dimensions	9.9 x 9 x 3.9 in (252 x 228 x 100 mm)
Weight	5.4 lb (2.5 kg)
Power Connection	Neutrik® powerCON® power input and output connector
Control Connection	3- and 5-pin XLR DMX input and output connectors
LISTINGS	
Certification(s)	CE, MET
Environment	IP20, dry location
INCLUDED ACCESSORIES	
Hardware	Gel Frame Holder
Hardware	Gel Frame
OPTIONAL ACCESSORIES	
Power Cables	Neutrik® powerCON® extension cables
Data Cables	3- and 5-pin XLR DMX cables
Fixture Hardware	SC-07 (Safety Cable)
Professional Clamps	CTC-50HC, CTC-50HCN, CTC-50G (See page 124)
Optics	Color Blending Filter (60° x 1°, 20°) (See page 125), Colordash Par 7 Barndoor (See page 125)



Barn Doors (sold separately)



Included Gel Frame Holder

COLORDASH ACCENT QUAD



Colordash Accent Quad delivers a tremendous punch of evenly mixed light into tight locations. Powered by a 10 W quad-color (RGBA) LED, this palm-sized fixture excels at delivering saturated colors and brilliant pastels with a soft, even glow. An onboard OLED display effortlessly controls and addresses the fixture via DMX or in a stand-alone mode.

RGBA Color Mixing



STATIC WASH LIGHTS

OUTPUT	
Source	1 LED (quad-color RGBA) 10 W, (700 mA), 50,000 hours
Installed Optic(s)	20°
Beam Angle	15°
Field Angle	29°
Illuminance	140 lux @ 5 m
Color Temperature Range	2800 to 10000 K
ELECTRICAL	
Voltage Range	100 to 240 VAC, 50/60 Hz (auto-ranging)
Power Consumption 120 V, 60 Hz	14 W, 0.2 A
Power Consumption 230 V, 50 Hz	13 W, 0.12 A
CONTROL	
Control Channels	DMX: 4, 6, or 10
Protocols	DMX
Dimming	4 selectable dimming curves
Stand Alone Color Mixing	Yes
Built-in Automated Programs	Yes
PHYSICAL	
Dimensions	4.3 x 2.6 x 6.8 in (110 x 67 x 172 mm)
Weight	1.8 lb (0.8 kg)
Power Connection	Edison plug to hard-wired
Control Connection	5-pin XLR DMX input and output cable whips
LISTINGS	
Certification(s)	CE, MET
Environment	IP20, dry location
OPTIONAL ACCESSORIES	
Data Cables	5-pin XLR DMX cables
Fixture Hardware	SC-07 (Safety Cable)
Professional Clamps	CTC-50HC, CTC-50HCN, CTC-50G (See page 124)

COLORDASH BATTEN - QUAD 12



Colordash Batten-Quad 12 is a linear wash fixture with 12 individually controllable quad-colored RGBA LEDs that produce any variation of white as well as richly saturated colors due to the inclusion of amber LEDs. It pixel maps beautifully when used in multiples because it maintains an even pixel pitch. Setup is easy with a hanging bracket, floor trunnions, secure Neutrik® powerCON® power in and out, and 3- and 5-pin DMX connections.



OUTPUT	
Source	12 LEDs (quad-color RGBA) 7 W, (500 mA), 50,000 hours
Installed Optic(s)	20°
Beam Angle	22°
Field Angle	31°
Illuminance	539 lux @ 5 m
Color Temperature Range	2800 to 10000 K
ELECTRICAL	
Voltage Range	100 to 240 VAC, 50/60 Hz (auto-ranging)
Power Consumption 120 V, 60 Hz	175 W, 1.45 A
Power Consumption 230 V, 50 Hz	175 W, 0.76 A
Power Linking	9 units @ 120 V; 17 units @ 230 V
CONTROL	
Control Channels	DMX: 4, 6, 10, 48 or 52
Protocols	DMX
Dimming	4 selectable dimming curves
Stand Alone Color Mixing	Yes
Built-in Automated Programs	Yes
PHYSICAL	
Dimensions	41 x 3.2 x 6.5 in (1041 x 82 x 164 mm)
Weight	10.6 lb (4.8 kg)
Power Connection	Neutrik® powerCON® power input and output connector
Control Connection	3- and 5-pin XLR DMX input and output connectors
LISTINGS	
Certification(s)	CE, MET
Environment	IP20, dry location
OPTIONAL ACCESSORIES	
Power Cables	Neutrik® powerCON® extension cables (See page 125)
Data Cables	3- and 5-pin XLR DMX cables
Fixture Hardware	SC-07 (Safety Cable)
Professional Clamps	CTC-50HC, CTC-50HCN, CTC-50G (See page 124)

RGBA Color Mixing



COLORDASH BATTEN - QUAD 6



Colordash Batten-Quad 6 is a linear wash fixture with 6 individually controllable quad-colored RGBA LEDs outputting any variation of white as well as richly saturated colors, thanks to the inclusion of amber LEDs. It pixel maps beautifully when used in multiples because it maintains an even pixel pitch. Setup is easy with a hanging bracket, floor trunnions, 3- and 5-pin DMX connectors and secure Neutrik® powerCON® power in and out.



RGBA Color Mixing



STATIC WASH LIGHTS

OUTPUT	
Source	6 LEDs (quad-color RGBA) 7 W, (500 mA), 50,000 hours
Installed Optic(s)	20°
Beam Angle	17°
Field Angle	33°
Illuminance	391 lux @ 5 m
Color Temperature Range	2800 to 10000 K
ELECTRICAL	
Voltage Range	100 to 240 VAC, 50/60 Hz (auto-ranging)
Power Consumption 120 V, 60 Hz	90 W, 0.76 A
Power Consumption 230 V, 50 Hz	96 W, 0.41 A
Power Linking	17 units @ 120 V; 33 units @ 230 V
CONTROL	
Control Channels	DMX: 4, 6, 10, 24 or 28
Protocols	DMX
Dimming	4 selectable dimming curves
Stand Alone Color Mixing	Yes
Built-in Automated Programs	Yes
PHYSICAL	
Dimensions	22 x 2.6 x 6.5 in (560 x 65 x 164 mm)
Weight	5 lb (2.3 kg)
Power Connection	Neutrik® powerCON® power input and output connector
Control Connection	3- and 5-pin XLR DMX input and output connectors
LISTINGS	
Certification(s)	CE, MET
Environment	IP20, dry location
OPTIONAL ACCESSORIES	
Power Cables	Neutrik® powerCON® extension cables (See page 125)
Data Cables	3- and 5-pin XLR DMX cables
Fixture Hardware	SC-07 (Safety Cable)
Professional Clamps	CTC-50HC, CTC-50HCN, CTC-50G (See page 124)

WELL

WIRELESS EVENT LED LUMINAIRE

Expertly crafted for maximum flexibility, the WELL line of wireless and rechargeable LED wash lights awaits your creativity. WELL units offer maximum impact and ROI in packs of six fitted in a clever road case that doubles duty as a gang charger for all six units. Simply place the fixtures into their slot, plug the road case into a power outlet, and charge all six at once.

WELL PAD

NEW



IP65 RATED

WELL Pad is an outdoor-ready, completely wireless, battery-powered rectangular RGBA LED wash light that provides excellent coverage of walls, and stages or landscapes and architectural elements from its wide beam and field angles. The unit's orientation can be manipulated thanks to a unique 90-degree rotation system from its base. It can be controlled via W-DMX or by an included IR remote; alternatively, it can be controlled manually from the OLED display on the fixture. Selectable PWM ensures that this completely wireless wash light is always camera-ready.



WELL Pad wireless LED luminaires are supplied in a charging road case in packs of four.



BATTERY POWERED WIRELESS WASH LIGHTS

OUTPUT	
Source	96 LEDs (24 red, 24 green, 24 blue, 24 amber) 1 to 3 W, (500 mA), 50,000 hours life expectancy
Beam Angle (w/o filter)	22°
Beam Angle (w/ filter)	38°
Field Angle (w/o filter)	38°
Field Angle (w/ filter)	66°
Illuminance (w/o filter)	553 lux @ 5 m
Illuminance (w/ filter)	316 lux @ 5 m
ELECTRICAL	
AC Voltage Range	100 to 240 VAC, 50/60 Hz (auto-ranging)
Power Consumption 120 V, 60 Hz	18.5 V, 26 Ah
Power Consumption 230 V, 50 Hz	(all on) 9 hours, (single LED) 13 hours
CONTROL	
Control Channels	DMX: 4, 6 or 10
Dimming	4 selectable dimming curves
Stand Alone Color Mixing	Yes
Color Temperature Presets	Yes
Built-in Automated Programs	Yes
PHYSICAL	
Dimensions	15.98 x 8.38 x 3.99 in (406 x 213 x 101.5 mm)
Dimensions (charging case)	26.29 x 22.83 x 19 in (668 x 580 x 482.6 mm)
Weight (single unit)	21.6 lb (9.8 kg)
Weight (charging case)	67.8 lb (30.8 kg)
Power Connection	Neutrik powerCON
Control Connection	W-DMX, RDM over WDMX, IR
LISTINGS	
Certification(s)	CE
Environment	IP Rating: IP65, temporary outdoor/wet use with pressure equalizing M12 GORE valve
OPTIONAL ACCESSORIES	
Power Cables	Neutrik® powerCON extension cables (See page 125)
Fixture Hardware	SC-07 (Safety Cable)
Professional Clamps	CTC-50HC, CTC-50HCN, CTC-50G (See page 124)
Control Options	W-DMX Micro T-1 TRX G5, WELL COM

WELL FIT



WELL Fit is a must for event lighting. A discrete, high powered LED up-lighter, this small battery powered wash light comes in a reflective chrome housing designed to blend into any décor. WELL Fit can be controlled wirelessly either by W-DMX or by an included IR remote; alternatively, it can be controlled manually from the OLED display on the fixture. All of these features combined make the WELL Fit a perfect solution for quick setup and distinguished accent lighting.



IP65 RATED

RGBA Color Mixing



OUTPUT	
Source	4 LEDs (quad-color RGBA) 10 W, (720 mA), 50,000 hours
Installed Optic(s)	11°
Beam Angle	11°
Field Angle	18°
Illuminance	800 lux @5m
ELECTRICAL	
AC Voltage Range	100 to 240 VAC, 50/60 Hz (auto-ranging)
Battery Power	14.8 V, 11 Ah
Battery Life	8 hours (all on)
Battery Life	20 hours (single color)
CONTROL	
Control Channels	DMX: 3, 4, 6 or 10
Dimming	4 selectable dimming curves
Stand Alone Color Mixing	Yes
Color Temperature Presets	Yes: 2800 to 10000 K
Built-in Automated Programs	Yes
PHYSICAL	
Dimensions	5.4 x 5.7 x 8 in (138 x 145 x 202 mm)
Dimensions Charging Case	20.4 x 18.5 x 21.2 in (519 x 470 x 540 mm)
Weight	7.4 lb (3.4 kg)
Weight Charging Case	103.6 lb (47 kg)
Power Connection	Wall to charger: Neutrik® powerCON® connectors
Control Connection	W-DMX, IR
LISTINGS	
Certification	CE
Environment	IP Rating: IP65, temporary outdoor/wet use.
OPTIONAL ACCESSORIES	
Power Cables	Neutrik® powerCON extension cables (See page 125)
Fixture Hardware	SC-07 (Safety Cable)
Professional Clamps	CTC-50HC, CTC-50HCN, CTC-50G (See page 124)
Control Options	W-DMX Micro T-1 TRX G5, WELL COM



WELL Fit wireless LED luminaires are supplied in a charging road case in packs of six or as single units.

WELL COM



WELL Com makes it possible to control your W-DMX enabled lights from a smartphone or a tablet. This wireless interface hands you full control over your fixtures including the ability to build and save static looks or timed chases via a free downloadable app that supports a full universe of DMX and can save scenes and chases.



Easy to use faders for quick programming on your smart device.

BATTERY POWERED WIRELESS WASH LIGHTS

ELECTRICAL	
AC Voltage Range	5 VDC, 1600 mA (external power supply: 100-240 VAC 47/63 Hz)
Power Consumption 120 V, 60 Hz	7 W, 0.125 A @ 120 V, 60 Hz
Power Consumption 230 V, 50 Hz	6 W, 0.075 A @ 230 V, 50 Hz
Battery Life	8 hrs
CONTROL	
Control Channels	512
DMX Functions	Create and store steps and scenes, then send W-DMX or DMX signal to fixtures for control
PHYSICAL	
Dimensions	5.13 x 3.34 x 0.98 in (130.4 x 85 x 25 mm)
Weight	0.6 lb (0.3 kg)
Housing Material	High-impact flame-retardant polymer
Power Connection	Micro USB
Control Connection	W-DMX or 5-pin DMX In and Thru
LISTINGS	
Certification	CE, FCC
Environment	IP20, dry location
OPTIONAL ACCESSORIES	
Data Cables	5-pin XLR DMX cables



Shown with 5-pin XLR DMX cables (Sold separately)

CLOUD 9



Cloud 9 is an impressive, low-lying fogger that creates thick, cloud-like effects with a high-impact output ideal for use on large-scale stages, theatres, live performances and theme parks. The robust unit has a best in class heat-up time of 4 minutes and no dry ice or CO2 is needed, which means no special licensing/training is required. Because it works without a special coolant or compressor, only water and fog fluid is needed for continuous output. The powerful unit weighs in at 121 lbs and is equipped with several handy transport features such as its road case housing, metal handles and wheels to easily glide across any stage. Control it on the LCD display or via DMX.



OUTPUT	
Atmospheric Output	15,000 cfm
Maximum Duration at Full Volume	>2 hours @ full volume
Heat-up Time	3 min
Fluid Consumption	29 ml/min (0.75 gal/hour)
Water Consumption (distilled)	165 ml/min (2.62 gal/hour)
ELECTRICAL	
AC Voltage Range	120 VAC, 60 Hz or 230 VAC, 50 Hz
Power Consumption 120 V, 60 Hz	2,430 W, 20.8 A
Power Consumption 230 V, 50 Hz	4,770 W, 20.8 A
CONTROL	
Control Protocol	DMX
DMX Channels	2
On-board Control	Yes
PHYSICAL	
Dimensions	33.85 x 19.29 x 24.80 in (860 x 490 x 630 mm)
Weight	121.3 lb (55 kg)
Tank Capacity	Fluid Tank Capacity: 0.92 gal (3.5 l) ; Water Tank: 5.3 gal (20L)
Power Connection	Edison plug to Neutrik® powerCON®
Power Input	Neutrik® powerCON® (2x 120 V, 1x 230 V)
Data Connectors	3- and 5-pin XLR
Cable Length (power)	5 ft (1.5 m)
LISTINGS	
Certification(s)	CE, MET
Environment	IP20 indoor, dry
REQUIRED ACCESSORIES	
Fluid	Water-based haze/Quick Dissipating Fog Fluid QDF, PHF, HDF
OPTIONAL ACCESSORIES	
Data Cables	Neutrik® powerCON extension cables (See page 125)

For best results use CHAUVET Professional Quick Dissipating Fog Fluid QDF, PHF, HDF.

ATMOSPHERICS

Whether it be haze or fog, atmospheric effects give your show that additional dynamic to let your lights glow. Designed for the rugged environments of touring, our Amhaze hazers and Vesuvio RGBA dynamic fog machine are ready to boost performances to the next level.

AMHAZE WHISPER



Amhaze Whisper is an ideal haze machine for use in television studios and theatrical productions where discreet operation and rapid heat up time are key. The speed of the fan is controllable and the volume of haze is fully adjustable up to a maximum of 7,000 cfm.



OUTPUT	
Atmospheric Output	7,000 cfm
Maximum Duration at Full Volume	>11.5 hours @ full volume
Heat-up Time	30 sec
Fluid Consumption	5.06 ml / min (0.08 gal/hour)
ELECTRICAL	
AC Voltage Range	120 VAC, 60 Hz or 230 VAC, 50 Hz
Power Consumption 120 V, 60 Hz	1,070 W, 8.5 A
Power Consumption 230 V, 50 Hz	1,285 W, 5.6 A
CONTROL	
Control Protocol	DMX
DMX Channels	2
On-board Control	Yes
PHYSICAL	
Dimensions	19.29x 14.96 x 10.62 in (490 x 380 x 270 mm)
Weight	33.2 lb (15.1 kg)
Tank Capacity	0.92 gal (3.5 l)
Power Connection	Edison (local) plug to Seetronic Powerkon IP65
Power Input	Seetronic Powerkon IP65
Data Connectors	3- and 5-pin XLR
Cable Length (power)	5 ft (1.5 m)
LISTINGS	
Certification(s)	CE
Environment	IP20 indoor, dry
REQUIRED ACCESSORIES	
Fluid	Water-based haze fluid PHF
OPTIONAL ACCESSORIES	
Data Cables	Neutrik® powerCON extension cables (See page 125)
Fixture Hardware	SC-07 (Safety Cable)
Professional Clamps	CTC-50HC, CTC-50HCN, CTC-50G (See page 124)

For best results use CHAUVET Professional **PHF Premium Haze Fluid**.

AMHAZE STADIUM



Amhaze Stadium is a tour-ready professional water-based haze machine ideal for large-scale applications. With an output of 14,000 cfm, the Amhaze Stadium boasts an impressive 30-second heat-up time. It also features a durable, low-profile road case to survive the rigors of touring and production. The output and speed of haze can be easily adjusted via DMX or the LCD screen, and the unit comes equipped with an M12 threaded insert for hanging.




For best results use CHAUVET Professional **PHF Premium Haze Fluid**.

OUTPUT	
Atmospheric Output	14,000 cfm
Maximum Duration at Full Volume	>11 hours @ full volume
Heat-up Time	30 sec
Fluid Consumption	7.45 ml/min (0.12 gal/hour)
ELECTRICAL	
AC Voltage Range	120 VAC, 60 Hz or 230 VAC, 50 Hz
Power Consumption 120 V, 60 Hz	1,230 W, 10.25 A
Power Consumption 230 V, 50 Hz	2,430 W, 10.56 A
CONTROL	
Control Protocol	DMX
DMX Channels	2
On-board Control	Yes
PHYSICAL	
Dimensions	20.60 x 10.80 x 15.97 in (523.42 x 274.9 x 405.7 mm)
Weight	38.4 lb (17.4 kg)
Tank Capacity	1.3 gal (4.29 L)
Power Connection	Edison (local) plug to Seetronic Powerkon IP65
Power Input	Seetronic Powerkon IP65
Data Connectors	3- and 5-pin XLR
Cable Length (power)	5 ft (1.5 m)
LISTINGS	
Certification(s)	CE
Environment	IP20 indoor, dry
REQUIRED ACCESSORIES	
Fluid	Water-based haze fluid PHF
OPTIONAL ACCESSORIES	
Data Cables	Neutrik® powerCON extension cables (See page 125)
Fixture Hardware	SC-07 (Safety Cable)
Professional Clamps	CTC-50HC, CTC-50HCN, CTC-50G (See page 124)



NEW

Vesuvio II illuminates bursts of fog with advanced RGBA+UV LED color mixing, providing ferocious effects for events and performances. Featuring an impressive 40,000 cubic feet of fog per minute, it boasts a best in class 40 seconds of full burst output. New dual LED sections give greater creative control for a more even coverage of light. The Vesuvio II is built for efficiency, consuming only 80 ml/min of QDF fluid. This highly versatile unit can run in three different positions: vertically, horizontally or from overhead with mounting brackets. It works best with the Chauvet HDF high-density and QDF quick dissipating fluid.



OUTPUT	
Atmospheric Output	40,000 cfm
Maximum Duration at Full Volume	40 second bursts w/reheat intervals
Heat-up Time	10 min
Fluid Consumption	80 ml/min
ELECTRICAL	
AC Voltage Range	120 VAC, 60 Hz or 230 VAC, 50 Hz
Power Consumption 120 V, 60 Hz	1,480 W, 12.55 A
Power Consumption 230 V, 50 Hz	2,880 W, 12.55 A
CONTROL	
Control Protocol	DMX
DMX Channels	15
On-board Control	Yes
PHYSICAL	
Dimensions	19.49 x 13.18 x 9.39 in (495 x 335 x 239 mm)
Weight	28.4 lb (12.9kg)
Tank Capacity	0.7 gal (2.5 l)
Power Connection	Edison (local) plug to Seetronic Powerkon IP65
Power Input	Seetronic Powerkon IP65
Data Connectors	3- and 5-pin XLR
Cable Length (power)	5 ft (1.5 m)
LISTINGS	
Certification(s)	CE, MET
Environment	IP20 indoor, dry
REQUIRED ACCESSORIES	
Fluid	Water based QDF Fluid
OPTIONAL ACCESSORIES	
Data Cables	Neutrik® powerCON extension cables (See page 125)
Fixture Hardware	SC-07 (Safety Cable)
Professional Clamps	CTC-50HC, CTC-50HCN, CTC-50G (See page 124)

For best results use CHAUVET Professional
QDF Quick Dissipating Fog Fluid.





NETWORKING & DISTRIBUTION

Configure and maintain your lighting systems with powerful DMX, RDM and Ethernet based networking solutions.

NET-X II



NEW

Net-X II is a versatile rack-mountable Ethernet-to-DMX node, which also functions as a merger for two controllers on either Ethernet or DMX inputs. It has the ability to record up to 10 DMX presets, which can be triggered remotely. Net-X II has two 5-pin DMX inputs and eight 5-pin DMX outputs - all optically isolated, and can output up to eight universes simultaneously. The eight 5-pin DMX outputs can be individually assigned to either of the two DMX inputs (or the Ethernet inputs to mix network inputs with DMX inputs in a single device). LTP and HTP merging fully supports network protocols sACN, Art-Net or DMX to merge two incoming controllers to any DMX output. It has RDM over network functionality. Net-X II provides a reliable platform for novice users with its preset configuration library, while providing experts with a highly customizable network infrastructure for complex control systems.

FEATURES

Integrated Record function allows you to record looks from a controller and save them into memory (10 shows in memory, 100 steps each) to trigger up to 4 shows/zones simultaneously using the 5-wire Phoenix cold contacts on the rear of the unit

CONTROL

Protocols Art-Net, sACN, DMX
 Data Merging Yes, Ethernet and DMX
 Remote Scene Triggering Phoenix Connection, 5-pin XLR DMX, Art-Net, sACN
 RDM Supported Yes, RDM over Art-Net for remote device configuration

ELECTRICAL

Voltage Range 100 to 240 VAC, 50/60 Hz (auto-ranging)
 Power Consumption 120 V, 60 Hz 11 W, 0.09 A
 Power Consumption 230 V, 50 Hz 14 W, 0.06 A
 Power Consumption 230 V, 50 Hz 14 W, 0.06 A

PHYSICAL

Dimensions 19 x 6.22 x 1.73 in (483 x 158 x 44 mm)
 Weight 4.6 lb (2.1 kg)
 Rackmount Size 1U
 Power Connection Neutrik powerCON
 Device Data Inputs Neutrik® etherCON® (2 total) and 5-pin XLR (2 total)
 Device Data Outputs 5-pin XLR (8 total)

LISTINGS

Certification(s) CE
 Environment IP20, dry location

OPTIONAL ACCESSORIES

Power Cables Neutrik® powerCON® extension cables (See page 125)
 Data Cables 5-pin XLR DMX cables, Ethercon extension cables
 Fixture Hardware SC-07 (Safety Cable)
 Professional Clamps CTC-50HC, CTC-50HCN, CTC-50G (See page 124)

NET-SWITCH NETWORK SWITCH



NEW

NET-Switch is a network switch that distributes Art-Net, Kling-Net, sACN, and other TCP/IP based lighting control protocols. It can be mounted on truss and also features removable rack-mount ears. With eight etherCON ports, it preserves signal strength and adds protective isolation. NET-Switch utilizes a high bandwidth, 48Gb/s throughput to reduce latency and ensure that you will hit your mark for live shows.

FEATURES

Entertainment-grade network switch optimized for Art-Net™, Kling-Net, and sACN

CONTROL

Supported Protocols Art-Net™, sACN (streaming ACN), Kling-Net

ELECTRICAL

AC Voltage Range 100 to 240 VAC, 50/60 Hz
 Power Consumption 120 V, 60 Hz 25 W, 200 mA
 Power Consumption 230 V, 50 Hz 25 W, 100 mA

PHYSICAL

Dimensions 19 x 6.6 x 1.8 in (483 x 202 x 44 mm)
 Weight 4.8 lb (2.2 kg)
 Mounting Design Rack mount (1U)
 (removeable rack ears), M12 for truss mounting

Power Connection Neutrik® powerCON® power input
 Device Data Throughs Amphenol XLRnet (etherCON compatible) (8)

LISTINGS

Certification(s) CE, FCC
 Environment IP20, dry location

OPTIONAL ACCESSORIES

Power Cables Neutrik® powerCON® extension cables (See page 125)
 Data Cables Ethercon extension cables
 Fixture Hardware SC-07 (Safety Cable)
 Professional Clamps CTC-50HC, CTC-50HCN, CTC-50G (See page 124)

RDMX SPLITTER 8



NEW

RDMX Splitter 8 is a versatile RDM and 5-pin DMX opto-splitter with a rugged, durable housing. It features 8 outputs and 2 inputs, so it can instantly go from a 1x8 splitter to a 2x4 splitter for two different universes. To simplify installation next to existing fixtures, PowerCON power linking is also supported to make it easier than ever to isolate, amplify and split a signal. For added versatility, the unit can be either rack or trust-mounted and supports electrical isolation between inputs and outputs up to 1000 V between ports.

CONTROL	
Protocols	DMX, RDM
RDM Supported	Yes
ELECTRICAL	
Voltage Range	100 to 240 VAC, 50/60 Hz (auto-ranging)
Power Consumption 120 V, 60 Hz	11 W, 0.09 A
Power Consumption 230 V, 50 Hz	14 W, 0.06 A
Power Consumption 230 V, 50 Hz	14 W, 0.06 A
PHYSICAL	
Dimensions	19 x 6.22 x 1.73 in (483 x 158 x 44 mm)
Weight	4.6 lb (2.1 kg)
Rackmount Size	1U
Power Connection	Neutrik® powerCON
Device Data Inputs	5-pin XLR (2 total)
Device Data Outputs	5-pin XLR (8 total)
LISTINGS	
Certification(s)	CE
Environment	IP20, dry location
OPTIONAL ACCESSORIES	
Power Cables	Neutrik® powerCON® extension cables (See page 125)
Data Cables	5-pin XLR DMX cables, Ethercon extension cables
Fixture Hardware	SC-07 (Safety Cable)
Professional Clamps	CTC-50HC, CTC-50HCN, CTC-50G (See page 124)

SYNAPSE 4



Synapse 4 functions as an intelligent relay pack to control the power sent to individual lighting units. Synapse 4 can de-power entire sections of an installation, which prolongs the lifespan of lighting fixtures and decreases overall power consumption, saving energy and money. Rack, truss or wall mountable, Synapse 4 also offers flexible options to control its four outputs: 1) via DMX; 2) upon sensing the loss of the DMX signal; 3) via an internal scheduler that can be used to specify that individual outputs be turned on/off. As an added convenience, a 4-port DMX opto-isolator allows users to easily branch their DMX universe in multiple directions and amplify the signal after a long cable run.

CONTROL	
Control Channels	1 or 4
DMX Functions	4-port, 5-pin DMX Opto-Isolator
ELECTRICAL	
AC Voltage Range	100 to 240 VAC, 50/60 Hz (auto-ranging)
Power Consumption 120 V, 60 Hz	4 W, 80 mA
Power Consumption 230 V, 50 Hz	4 W, 0.05 A
Circuit Breaker	20 A Main, 20 A per Output
PHYSICAL	
Dimensions	19 x 7.87 x 1.75 in (483 x 200 x 44.5 mm)
Weight	6 lb (2.8 kg)
Mounting Design	Rack mount (1U) with removable rack ears for truss mounting via m12 threaded insert.
Housing Material	Steel
Power Connection	Neutrik® powerCON® power input and output connectors
Power Output Quantity	4
Control Connection	5-pin DMX In and Thru
LISTINGS	
Certification	CE, MET
Environment	IP20, dry location
ACCESSORIES	
Power Cables	Neutrik® powerCON® extension cables (See page 125)
Data Cables	5-pin XLR DMX cables
Fixture Hardware	SC-07 (Safety Cable)
Professional Clamps	CTC-50HC, CTC-50HCN, CTC-50G (See page 124)

RDM2GO



RDM2go is a multi-functional tool for working with fixtures over a DMX/RDM data line. This palm-sized controller performs a multitude of tasks including RDM functionality, DMX snapshot and test-scene record and playback, DMX input and output monitoring. RDM2go features a built-in DMX cable integrity checker, and an easy to read OLED display. It also addresses Chauvet's Illuminaric IP fixtures that do not have a display. The unit easily recharges via a standard micro USB jack and comes with a convenient carry pouch and DMX connector converters.

CONTROL	
Control Channels	512
DMX Functions	Send/Receive DMX, Scene Store, Cable Test
Ilumicode Functions	Addressing, Personality, Static Colors
RDM	Yes, as available from the fixture
ELECTRICAL	
AC Voltage Range	100 to 240 VAC, 50/60 Hz (auto-ranging)
Power Consumption 120 V, 60 Hz	18 W, 150 mA (while re-charging)
Power Consumption 230 V, 50 Hz	18 W, 80 mA (while re-charging)
Battery Life	8 hrs
PHYSICAL	
Dimensions	2.76 x 1.52 x 3.92 in (70 x 39 x 100 mm)
Weight	0.77 lb (0.95 kg)
Housing Material	Aluminum
Power Connection	Micro USB
Control Connection	5-pin XLR
LISTINGS	
Certification	CE
Environment	IP20, dry location
INCLUDED ACCESSORIES	
	Carry Pouch, 3- to 5-pin DMX Convertors, 5-pin to Bare Wire Adaptor, Micro USB to USB charging cord
OPTIONAL ACCESSORIES	
Data Cables	5-pin XLR DMX cables

POWERSTREAM 4



PowerStream 4 is an ingenious splitter for powerCON® connections. Placed into the main power feed, it taps into up to five connections out to fixtures, allowing users to pre-rig a truss and limit the need for additional cables.

ELECTRICAL	
Voltage Range	100 to 240 VAC, 50/60 Hz (auto-ranging)
Maximum Capacity	20 A
PHYSICAL	
Dimensions	8.4 x 2.4 x 3 in (214 x 62 x 75 mm)
Weight	1.7 lb (0.8 kg)
Housing Material	Steel
Power Connection	Neutrik® powerCON®
Power Output Quantity	4 + 1 power through
LISTINGS	
Certification(s)	CE
Environment	IP20, dry location
OPTIONAL ACCESSORIES	powerCON® extension

W-DMX MICRO T-1 TRX G5

NEW



Wireless Solutions Mirco T-1 Transceiver works with W-DMX wireless wash lights, including all WELL and Maverick fixtures, to generate a wireless control signal for both DMX and RDM protocols. These compact devices can also be set up to transmit or receive W-DMX signals to make any fixture or rig wireless. It also features a 5 V USB power supply or can be used with (4) AAA batteries for up to 4 hours in transceiver mode and 8 hours in receiver mode. Indicator LEDs easily show signal strength, battery life, and transceiver or receiver mode.

CONTROL	
RDM	Yes
ELECTRICAL	
AC Voltage Range	100-230 V 50/60 Hz (auto-ranging external power supply)
Battery Life	8 hrs in reciever mode, 4 hours in transceiver mode
PHYSICAL	
Dimensions	3.94 x 1.57 x 2.65 in (100 x 40 x 65 mm)
Weight	1.67 lb (0.8kg)
Power Connection	Micro USB
Control Connection	5 pin DMX In
LISTINGS	
Certification	CE
Environment	IP 20
OPTIONAL ACCESSORIES	
Data Cables	5-pin XLR DMX cables

ACCESSORIES



NEW
Ovation GR-1 is an IP65 rated gobo rotator for the Ovation E-260WW IP & OvationE-910FC IP. Power and control for the unit is delivered from the dedicated port on the fixtures and controlled via the fixture personality.



NEW
Ovation GR-1 Adapter allows the outdoor rated Ovation GR-1 IP gobo rotator to function with any ERS-style fixture! The durable, power and data interface adapter is lightweight and can be easily mounted and secured to the yoke of any ERS-style fixture. Power up the adapter for the Ovation GR-1 IP via powerCON input and DMX in and thru is also available for easy control from your console.



ELLIPSOIDAL ACCESSORIES



OVIATION METAL GOBO HOLDER



OVIATION GLASS GOBO HOLDER



OVIATION 20-LEAF IRIS

BARN DOORS



COLORDASH PAR-18




COLORDASH PAR-7



OVIATION F 3.5"



OVIATION F 6.25"



OVIATION F 7.25"

ROAD CASES



CP2CASER2XE3SPOT

This case fits:
Rogue R2X Spot
Rogue R2X Beam
Rogue R3 Spot



CP2CASEMK

This case fits:
Maverick MK2 Spot
Maverick MK1 Hybrid
Maverick MK2 Profile

CHAUVET ITEM NO.	DESCRIPTION
CP2CASEMK	2-FIXTURE (fits MK1 Spot, MK2 Spot, MK2 Profile, MK1 Hybrid)
CP2CASER1XSPOT	ROGUE R1X SPOT X2 CASE, ROGUE R1X BEAM X2 CASE
CP2CASEMK3W	MAVERICK MK3 WASH X2 CASE
CP2CASER1H	ROGUE RH1 HYBRID X2 CASE
CP4CASEMK2W	MAVERICK MK2 WASH X4 CASE (fits MK2 Wash, MK Pyxis)
CP4CASER3W	ROGUE R3 WASH X4 CASE
CP6CASEOB1965	OVATION B1965FC X6 CASE
CP6CASEOB2805	OVATION B2805FC X6 CASE
CP6CASEOE260WWIP	6-FIXTURE for Ovation Ellipsoidals
CP6CASER1W	ROGUE R1 WASH X6 CASE
CP6CASER2W	ROGUE R2 WASH X6 CASE
CP2CASER2XR3SPOT	ROGUE R2X BEAM, ROGUE R2X SPOT, ROGUE R3 SPOT

RIGGING HARDWARE



CTC-50HC

- Load Capacity: 750 kg
- Captive M12 bolt
- T-handle
- Fits: 50 mm tube
- Weight: 0.6 kg
- Certifications: TUV



CTC-50HCN

- Load Capacity: 750 kg
- Captive M12 bolt
- T-handle
- Narrow Profile
- Fits: 50 mm tube
- Weight: 0.5 kg
- Certifications: TUV



CTC-50SCL

- Load Capacity: 750 kg
- T-handle
- Fits: 50 mm tube
- Weight: 1.3 kg
- Certifications: TUV



CTC-50G

- Load Capacity: 250 kg
- T-handle
- Fits: 50 mm tube
- Weight: 0.45 kg
- Certifications: TUV



CT-APP


CT-APP allows you to create a hang point on the upper chords of box truss to support video walls. The clamp mounting points are adjustable to work with box truss up to 20.5" wide. The Adjustable Panel Point for video provides a safe and secure connection and supports weights of up to 500 kg.

COLOR BLENDING FILTERS

Color Blending Filters - 20° & 60° x 1°

Designed specifically for LED fixtures, these holographic diffusion filters are available in two beam angles: 20° (for even distribution) and 60° by 1° (for asymmetrical distribution). Dimensions: 7.5 x 7.5 in (190 x 190 mm).

Without filter



Without filter



With 20° filter



With 60° x 1° filter



EXTENSION CABLES

All CHAVUET Professional cables are made specifically for lighting and meet stringent standards of suitability and quality to provide safety, shielding and prevent transmission interferences.

IP5POWER
IP65 Rated
16.4 ft length
(500 cm)



IP65 RATED

IP5SIG
IP65 Rated
16.4 ft length
(500 cm)



IP65 RATED

IPFLEX
IP65 Rated
5 ft, 15 ft, 25 ft, 50ft lengths
(1.5 m, 4.5 m, 7.6 m, 15.2 m)



IP65 RATED

IP5POWER / IP5SIG extend cable lengths for control and data transmission to CHAVUET Professional Colorado 1-Tri IP, legacy Colorado IP and Illuminar Colorist fixtures.

NEUTRIK® powerCON®
18 in, 5 ft, 10 ft, 25 ft, 50 ft lengths
(45.7 cm, 1.5 m, 3 m, 7.6 m 15 m)



SEETRONIC®
IP65 Rated Powerkon
5 ft, 10 ft, 25 ft, lengths
(1.5 m, 3 m, 7.6 m)



IP65 RATED

NEUTRIK® etherCON®
18 in, 5 ft, 10 ft, 25 ft, 50 ft, 100 zft lengths
(45.7 cm, 1.5 m, 3 m, 7.6 m, 15 m)



5-PINDMX
5 ft, 10 ft, 25 ft lengths
(1.5 m, 3 m, 7.6 m)



SEETRONIC®
IP65 Rated 5-Pin DMX
5 ft, 10 ft, 25 ft, lengths
(1.5 m, 3 m, 7.6 m)



IP65 RATED

SEETRONIC®
4-PINXLR
16 in, 5 ft, 50 ft lengths
(0.4 m, 1.52 m, 15.2 m)



SEETRONIC®
4-PIN IP65 RATEDXLR
16 in, 5 ft, 50 ft lengths
(0.4 m, 1.52 m, 15.2 m)



IP65 RATED

ILUMINARC
Sense. Sight. Soul.

ILUMINARC

Illuminarc inspires and empowers architects, designers and system integrators to visually enhance man-made and natural environments through the artistic use of energy efficient lighting. To that end, we develop viable technologies, luminaires and control systems that solve installation challenges and facilitate the execution, operation and maintenance of remarkable and efficient lighting projects. Thank you for considering Illuminarc for your current and future projects.

EXTERIOR SOLUTIONS

COLORIST PANEL	139
COLORIST POD.....	137
COLORIST LINE	138
ILUMILINE IP.....	131
ILUMILINE INGROUND IP	131
ILUMIPANEL IP.....	132-133
ILUMIPOD IP	134-135
ILUMIPOD INGROUND IP.....	135

PERMANENT INTERIOR SOLUTIONS

ILUMILINE LOGIC	142
ILUMIPOD LOGIC	144

CONTROL SOLUTIONS

LOGIC DRIVERS.....	145
--------------------	-----

IALDLIRC



Eiffel Tower
Paris, France

Illumipod IP



Exterior Solutions

Miami-Dade Expressway Toll Gantry
Miami, FL

Illumiline 36 IP and Illumiline 42 IP

ILUMILINE IP

EXTERIOR SOLUTIONS



Also Available with Warm White LEDs

Source	RGB: 36 (1 W) Red, Green, Blue LEDs, 50,000 hours WW: 36 (1 W) Warm White LEDs, 50,000 hours
Beam Angle	RGB: 46° x 21°; WW: 56° x 18°
Field Angle	RGB: 95° x 44°; WW: 90° x 37°
Illuminance	RGB: 114 lux @ 5 m; WW: 235 lux @ 5 m
Lumens	RGB: 1,092; WW: 2,251
Control Channels	RGB: DMX: 1, 3, 4, or 7; WW: DMX: 1
Dimensions	38.6 x 4 x 3.5 in (980 x 102 x 89 mm)
Weight	10.3 lb (4.7 kg)
Certification	CE, MET
Environment	IP66, wet location
Remote Addressing	CHAUVET Professional RDM2go (See page 121)

ILUMILINE 36 IP



Also Available with Warm White LEDs

Source	RGB: 21 (1 W) Red, Green, Blue LEDs, 50,000 hours WW: 21 (1 W) Warm White LEDs, 50,000 hours
Beam Angle	RGB: 60° x 24°; WW: 57° x 18°
Field Angle	RGB: 99° x 49°; WW: 92° x 38°
Illuminance	RGB: 43 lux @ 5 m; WW: 101 lux @ 5 m
Lumens	RGB: 580; WW: 986
Control Channels	RGB: DMX: 1, 3, 4 or 7; WW: DMX: 1
Dimensions	23.2 x 4 x 3.5 in (590 x 102 x 89 mm)
Weight	7 lb (3.18 kg)
Certification	CE, MET
Environment	IP66, wet location
Remote Addressing	CHAUVET Professional RDM2go (See page 121)

ILUMILINE 21g2 IP



Source	12 (3 W) Tri-color RGB LEDs, 50,000 hours
Beam Angle	19°
Field Angle	37.5°
Illuminance	222 lux @ 5m
Lumens	879
Control Channels	DMX: 1, 3, 4, 6 or 7
Dimensions	26 x 3.7 x 5 in (660 x 96 x 127 mm)
Weight	17.6 lb (8 kg)
Certification	CE, MET
Environment	IP67, wet location
Remote Addressing	CHAUVET Professional RDM2go (See page 121)

ILUMILINE INGROUND TRI-12 IP

Source	24 (3 W) Red, Green, Blue LEDs, 50,000 hours
Beam Angle	21°
Field Angle	40°
Illuminance	305 lux @ 5 m
Lumens	1,400
Control Channels	DMX: 1, 3, 4 or 7
Dimensions	12.07 x 4.08 x 11.85 in (306 x 104 x 301 mm)
Weight	14.8 lb (6.7 kg)
Certification	CE, MET
Environment	IP67, wet location
Remote Addressing	CHAUVET Professional RDM2go (See page 121)

ILUMIPANEL 24g2 IP



Source	RGB: 40 (3 W) Red, Green, Blue LEDs, 50,000 hours WW: 40 (1 W), Warm White LEDs, 50,000 hours
Beam Angle	RGB: 22°; WW: 20°
Field Angle	RGB: 38°; WW: 39°
Illuminance	RGB: 631 lux @ 5 m; WW: 630 lux @ 5 m
Lumens	RGB: 2,680; WW: 2,836
Control Channels	RGB: DMX: 1, 3, 4 or 7; WW: DMX: 1
Dimensions	14.5 x 3.5 x 12 in (370 x 89 x 306 mm)
Weight	18.3 lb (8.3 kg)
Certification	CE, MET
Environment	IP67, wet location
Remote Addressing	CHAUVET Professional RDM2go (See page 121)

ILUMIPANEL 40 IP



Also Available with Warm White LEDs



Source	90 (5 W) Red, Green, Blue LEDs, 50,000 hours
Beam Angle	21°
Field Angle	39°
Illuminance	1,418 lux @ 5m
Lumens	5,806
Control Channels	DMX: 1, 3, 4, 6 or 7
Dimensions	27.8 x 9.9 x 12 in (706 x 252 x 310 mm)
Weight	51 lb (23.2 kg)
Certification	CE, MET
Environment	IP66, wet location
Remote Addressing	CHAUVET Professional RDM2go (See page 121)

ILUMIPANEL 90 IP



Source	180 (5 W) Red, Green, Blue LEDs, 50,000 hours
Beam Angle	13°
Field Angle	30°
Illuminance	4,698 lux @ 5m
Lumens	10,832
Control Channels	DMX: 1, 3, 4, 6 or 7
Dimensions	29 x 10 x 21 in (740 x 252 x 533 mm)
Weight	89 lb (40.3 kg)
Certification	CE, MET
Environment	IP66, wet location
Remote Addressing	CHAUVET Professional RDM2go (See page 121)

ILUMIPANEL 180 IP



Sundial Bridge
Redding, CA

Ilumipanel IP

Source	RGB: 18 (2-3 W) Red, Green, Blue LEDs, 50,000 hours WW: 18 (1 W) Warm White LEDs, 50,000 hours
Beam Angle	RGB: 20°; WW: 21°
Field Angle	RGB: 38°; WW: 39°
Illuminance	RGB: 285 lux @ 5 m; WW: 247 lux @ 5 m
Lumens	RGB: 1,227; WW: 1,332
Control Channels	RGB: DMX: 1, 3, 4 or 7; WW: DMX: 1
Dimensions	9.8 x 6.6 x 12.3 in (248 x 169 x 313 mm)
Weight	11.6 lb (5.3 kg)
Certification	CE, MET
Environment	IP67, wet location
Remote Addressing	CHAUVET Professional RDM2go (See page 121)



Also Available with Warm White LEDs

ILUMIPOD 18g2 IP

Source	36 (3 W) Red, Green, Blue, White LEDs, 50,000 hours
Beam Angle	21°
Field Angle	40°
Illuminance	693 lux @ 5m
Lumens	3,097
Control Channels	DMX: 1, 3, 4, 5, 7 or 8
Dimensions	9.53 x 12.32 x 14 in (242 x 313 x 355 mm)
Weight	16.4 lb (7.5 kg)
Certification	CE, MET
Environment	IP67, wet location
Remote Addressing	CHAUVET Professional RDM2go (See page 121)




ILUMIPOD 36g2 IP

Source	54 (3 W) Red, Green, Blue, White LEDs, 50,000 hours
Beam Angle	21°
Field Angle	40°
Illuminance	1,038 lux @ 5m
Lumens	4,570
Control Channels	DMX: 1, 3, 4, 5, 7 or 8
Dimensions	11.19 x 13.95 x 16.45 in (284 x 354 x 418 mm)
Weight	21.8 lb (9.9 kg)
Certification	CE, MET
Environment	IP67, wet location
Remote Addressing	CHAUVET Professional RDM2go (See page 121)



ILUMIPOD 54g2 IP



Illumiline IP & Ilumipod IP



Illumiline & Ilumipod



Source	7 (1 W) Red, Green, Blue, White LEDs, 50,000 hours
Beam Angle	16°
Field Angle	33°
Illuminance	50 lux @ 5m
Lumens	137
Control Channels	DMX: 1, 3, 4, 5 or 7
Dimensions	8.6 x 3 x 8 in (219 x 79 x 205 mm)
Weight	4.3 lb (1.9 kg)
Certification	CE, ETL
Environment	IP67, wet location
Remote Addressing	CHAUVET Professional RDM2go (See page 121)

ILUMIPOD 7 IP



Also Available with Warm White LEDs

Source	RGB: 3 (3W) Tri-color RGB LEDs, 50,000 hours WW: 3 (2 W) Warm White LEDs, 50,000 hours
Beam Angle	RGB: 18°; WW: 15°
Field Angle	RGB: 34°; WW: 29°
Illuminance	RGB: 69 lux @ 5 m; WW: 100 lux @ 5 m
Lumens	RGB: 215; WW: 250
Control Channels:	RGB: DMX: 1, 3, 4 or 7; WW: DMX: 1
Dimensions	6 in (153 mm) Diameter, 7 in (178 mm) Height
Weight	4.6 lb (2 kg)
Certification	CE, MET
Environment	IP67, wet location
Remote Addressing	CHAUVET Professional RDM2go (See page 121)


ILUMIPOD INGROUND TRI-3 IP



Also Available with Warm White LEDs

Source	RGB: 12 (3 W) Tri-color RGB LEDs, 50,000 hours WW: 12 (2 W) Warm White LEDs, 50,000 hours
Beam Angle	RGB: 18°; WW: 20°
Field Angle	RGB: 34°; WW: 37°
Illuminance	RGB: 225 lux @ 5 m; WW: 266 lux @ 5 m
Lumens	RGB: 679; WW: 1,033
Control Channels	RGB: DMX: 1, 3, 4, 6 or 7; WW: DMX: 1
Dimensions	12.6 in (320 mm) Diameter, 5.7 in (145 mm) Height
Weight	17.6 lb (8 kg)
Certification	CE, MET
Environment	IP67, wet location
Remote Addressing	CHAUVET Professional RDM2go (See page 121)

ILUMIPOD INGROUND TRI-12 IP



Drai's Beach Club
Las Vegas

Colorist Pod 180A



Shown with removable ground spike.

Source	1 (10 W) Quad-color RGBA LEDs, 50,000 hours
Beam Angle	13°
Field Angle	24°
Illuminance	225 lux @ 5 m
Lumens	229
Control Channels	DMX: 1, 4, 5, 6, 7 or 10
RDM Functions	Address, Personality, Temperature Monitor
Dimensions	6.85 x 4.09 x 6.43 in (174 x 104 x 163 mm)
Weight	3.6 lb (1.6 kg)
Certification	CE, MET
Environment	IP65, wet location
Optional Cables	IP5 Power, and IP5 Sig extension cables (See page 125)
Remote Addressing	CHAUVET Professional RDM2go (See page 121)

COLORIST POD 10a



Source	7 (15 W) Quad-color RGBA LEDs, 50,000 hours
Beam Angle	16°
Field Angle	27°
Illuminance	880 lux @ 5 m
Lumens	1,176
Control Channels	DMX: 4, 6 or 10
Dimensions	10.2 x 5.1 x 10.4 in (260 x 130 x 265 mm)
Weight	10.8 lb (4.9 kg)
Certification	CE, MET
Environment	IP65, wet location
Optional Cables	IP5 Power, and IP5 Sig extension cables (See page 125)

COLORIST POD 70a



Source	18 (15 W) Quad-color RGBA LEDs, 50,000 hours
Beam Angle	16°
Field Angle	27°
Illuminance	2,232 lux @ 5 m
Lumens	2,854
Control Channels	DMX: 4, 6 or 10
Dimensions	5.5 x 13.3 x 13.3 in (140 x 337 x 337 mm)
Weight	15 lb (6.8 kg)
Certification	CE, MET
Environment	IP65, wet location
Optional Cables	IP5 Power, and IP5 Sig extension cables (See page 125)

COLORIST POD 180a

Source	6 (15 W) Quad-color RGBA LEDs, 50,000 hours
Beam Angle	16°
Field Angle	27°
Illuminance	781 lux @ 5 m
Lumens	948
Control Channels	DMX: 4, 6, 10, 24 or 29
Dimensions	7.9 x 19.5 x 7.4 in (200 x 495 x 188 mm)
Weight	11.8 lb (5.4 kg)
Certification	CE, MET
Environment	IP65, wet location
Optional Cables	IP5 Power, and IP5 Sig extension cables (See page 125)



COLORIST LINE 6Qa

Source	12 (15 W) Quad-color RGBA LEDs, 50,000 hours
Beam Angle	16°
Field Angle	27°
Illuminance	1,382 lux @ 5 m
Lumens	1,811
Control Channels	DMX: 4, 6, 10, 48 or 53
Dimensions	7.9 x 39 x 7.4 in (200 x 990 x 188 mm)
Weight	19.6 lb (8.9 kg)
Certification	CE, MET
Environment	IP65, wet location
Optional Cables	IP5 Power, and IP5 Sig extension cables (See page 125)



COLORIST LINE 12Qa



Source	8 (15 W) Quad-color RGBA LEDs, 50,000 hours
Beam Angle	16°
Field Angle	27°
Illuminance	1,005 lux @ 5 m
Lumens	1,242
Control Channels	DMX: 4, 6 or 10
Dimensions	4.5 x 12.7 x 9.3 in (114 x 322 x 235 mm)
Weight	11.6 lb (5.3 kg)
Certification	CE, MET
Environment	IP65, wet location
Optional Cables	IP5 Power, and IP5 Sig extension cables (See page 125)

COLORIST PANEL 8Qa



Source	36 (15 W) Quad-color RGBA LEDs, 50,000 hours
Beam Angle	16°
Field Angle	27°
Illuminance	5,070 lux @ 5 m
Lumens	5,206
Control Channels	DMX: 4, 6 or 10
Dimensions	9.1 x 23.3 x 13.3 in (230 x 593 x 338 mm)
Weight	36.6 lb (16.6 kg)
Certification	CE, MET
Environment	IP65, wet location
Optional Cables	IP5 Power, and IP5 Sig extension cables (See page 125)

COLORIST PANEL 36Qa

Illuminarc's LOGIC system offers flexibility and value with energy-efficient lights that are extremely adaptable and allow designers to tailor lighting solutions to specific applications. The heart of the system is the LOGIC remote driver, which delivers data and power to an impressive assortment of linear, MR16-size and AR111-size fixtures. All system components are equipped with a RJ45 cable with quick connections for maximum ease of installation. The LOGIC system delivers utmost value by minimizing the cost of power supplies and control units to exactly what the application demands.

Permanent Interior Solutions

Marlin Hotel
Miami Beach, FL

Illumipod LOGIC System



ILUMIPOD LOGIC 6



ILUMIPOD LOGIC TRI-1



LOGIC 1x36

LOGIC 4x36

LOGIC 16x36



ILUMIPOD LOGIC TRI-4



ILUMILINE LOGIC 12



ILUMILINE LOGIC 36

Source	RGB: 12 (1 W) Red, Green, Blue LEDs, 50,000 hours
Beam Angle	120°
Field Angle	128°
Illuminance	3.95 lux @ 5 m
Lumens	273
Control Channels	via Logic Driver (See page 123)
Dimensions	15.7 x 2 x 2.63 in (400 x 53 x 67 mm)
Weight	1.5 lb (0.7 kg)
Certification	CE, ETL
Environment	IP20, dry location

ILUMILINE LOGIC 12



Source	RGB: 36 (1 W) Red, Green, Blue LEDs, 50,000 hours
Beam Angle	101°
Field Angle	103°
Illuminance	10 lux @ 5m
Lumens	615
Control Channels	via Logic Driver (See page 123)
Dimensions	47 x 2.2 x 2.9 in (1200 x 57 x 75 mm)
Weight	4.2 lb (1.9 kg)
Certification	CE, ETL
Environment	IP20, dry location

ILUMILINE LOGIC 36



Ashford State
Allentown, N.J

Illumipod LOGIC & Illumiline LOGIC

Source	RGB: 6 (1 W) Red, Green, Blue LEDs, 50,000 hours
Beam Angle	23°
Field Angle	47°
Illuminance	20 lux @ 5 m
Lumens	121
Control Channels	via Logic Driver (See page 123)
Dimensions	1.96 in (50 mm) Diameter, 3.8 in (96 mm) Height
Weight	0.4 lb (0.2 kg)
Certification	CE, ETL
Environment	IP20, dry location



Optional



ILUMIPOD LOGIC 6

Source	RGB: 1 (3 W) Tri-color RGB LED, 50,000 hours
Beam Angle	19°
Field Angle	35°
Illuminance	20 lux @ 5 m
Lumens	74
Control Channels	via Logic Driver (See page 123)
Dimensions	1.96 in (50 mm) Diameter, 2.8 in (72 mm) Height
Weight	0.4 lb (0.2 kg)
Certification	CE, ETL
Environment	IP20, dry location



Optional



ILUMIPOD LOGIC TRI-1

Source	RGB: 4 (3 W) Tri-color RGB LEDs, 50,000 hours
Beam Angle	16°
Field Angle	29°
Illuminance	139 lux @ 5 m
Lumens	351
Control Channels	via Logic Driver (See page 123)
Dimensions	4 in (111 mm) Diameter, 2.6 in (65 mm) Height
Weight	1.4 lb (0.6 kg)
Certification	CE, ETL
Environment	IP20, dry location



Optional



ILUMIPOD LOGIC TRI-4



Outputs	1 output, 36 W, 36 LEDs Total
Control Channels	DMX: 1, 2, 3, 4, 6 or 9
Dimensions	9.9 x 3.8 x 2 in (250 x 96 x 49 mm)
Weight	2.2 lb (1 kg)
Certification	CE, ETL
Environment	IP20, dry location

LOGIC 1x36



Outputs	4 outputs, 36 W each, 144 LEDs Total
Control Channels	DMX: 1, 2, 3, 4, 6, 9, 12 or 15
Dimensions	9.9 x 12.7 x 2.6 in (250 x 323 x 67 mm)
Weight	5.6 lb (2.5 kg)
Certification	CE, ETL
Environment	IP20, dry location

LOGIC 4x36



Outputs	16 outputs, 36 W each, 576 LEDs Total
Control Channels	DMX: 1, 2, 4, 6, 9 or 48
Dimensions	21 x 5.7 x 4.6 in (532 x 145 x 119 mm)
Weight	15 lb (6.8 kg)
Certification	CE, ETL
Environment	IP20, dry location

LOGIC 16x36



Sense. Sight. Soul.

Tampa Bridges
Tampa, FL

Illumipanel IP & lumiline IP



GLOBAL HEADQUARTERS

5200 NW 108th Avenue
Sunrise, FL 33351
USA

CALIFORNIA BRANCH

7555 N. San Fernando Road
Burbank, CA 91505
USA

MEXICO BRANCH

Av. de las Partidas 34 - 3B
(entrada por Calle 2) Zona
Industrial Lerma
Lerma, Edo. de México, CP 52000
México

EUROPEAN OFFICES

BELGIUM BRANCH

Stokstraat 18
9770 Kruishoutem
Belgium

FRANCE BRANCH

3, rue Ampère
91380 Chilly Mazarin
France

GERMANY BRANCH

Bruno-Burgel-Str. 11
DE-28759 Bremen
Germany

UK BRANCH

Unit 10 Brookhill Road
Industrial Estate
Pinxton, Nottingham
NG16 6NT
United Kingdom



ILUMINARC